


TURNING AIR INTO SOLUTIONS.



Filtercorp
INTERNATIONAL LIMITED

Fan & Blower

Twin City



FULL LINE CATALOG

COMMERCIAL & INDUSTRIAL FANS

TWIN CITY FAN & BLOWER



Brookings, SD
Manufacturing Facility



Twin City Fan Singapore



Twin City Fan Europe
Czech Republic Facility



Proprietary Fan Selector Software
(FS10)

WHO WE ARE

Twin City Fan & Blower is an industry-leading designer and manufacturer of high quality custom, semi-custom, and standard fans ranging from heavy-duty industrial process fans to a comprehensive line of commercial supply and exhaust fans for the HVAC plan-and-spec market. We have completed thousands of successful installations worldwide and have a proven track record for tackling the most technically complex and unique applications.

With the engineering and manufacturing capabilities to accommodate virtually every conceivable application, Twin City Fan & Blower has the knowledge and expertise to meet any requirement. Our commitment to quality and dedication to customers has been our philosophy since the company started in 1974. As a result, Twin City Fan continues to grow and provide fans throughout the world — with ten facilities in the United States and expanded manufacturing and service operations in Brazil, Singapore, India, China and Europe.

FAN SELECTOR SOFTWARE
























Twin City's Fan Selector Program (FS10) is a powerful selection tool designed for engineers and fan professionals. FS10 provides an intuitive user interface for making both quick and advanced fan selections based on specific system requirements. The software features interactive fan curves, a full suite of dynamic fan-related tools, product information, and fan engineering materials to assist users with all of their fan selection needs. FS10 also allows users to fully configure products and outputs drawings in a number of 2D and 3D formats including DWG, STEP, and IGES.



UNMATCHED PRODUCT OFFERINGS

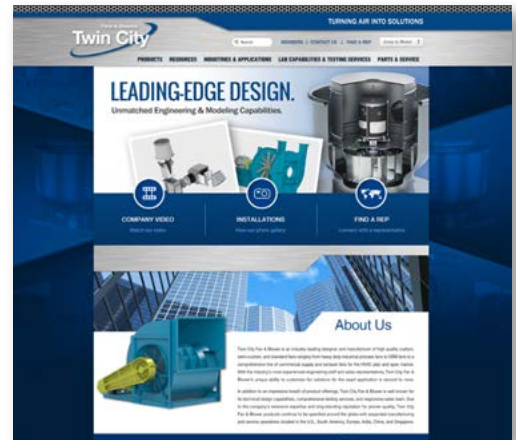


PRODUCT INDEX

	Centrifugal Fans.....	8-11
	Utility Sets.....	12-15
	Inline Centrifugal Fans.....	16-19
	Mixed Flow Fans.....	16-19
	Plenum Fans.....	20-23
	Plug Fans.....	24-25
	Centrifugal Roof & Wall Exhausters.....	26-31
	Centrifugal Filtered Supply Fans.....	32
	Ceiling & Cabinet Ventilators.....	33
	Gravity Ventilators.....	34
	Mancoolers.....	35
	Propeller Wall Fans.....	36-37
	Axial Fans.....	38-43
	Propeller Roof Ventilators.....	44-49
	Radial Bladed Fans.....	50-53
	Radial Tip & High Efficiency Fans.....	54-55
	Pressure Blowers.....	56-59
	Laboratory & Fume Hood Exhaust Fans.....	60-63
	Fiberglass Fans.....	64-69
	Kitchen & Restaurant Exhaust Fans.....	70-73
	Smoke & Heat Exhaust Fans.....	74-77
	FC & BI DWDI Ventco Blowers.....	78-79
	Quick Reference Guide.....	80-83

▶ TCF.COM RESOURCES

Our website offers a wealth of knowledge, including product catalogs, installation manuals and a wide variety of fan-related engineering information for more than 200 product lines. To learn more, visit us at tcf.com.



Product Catalogs



Case Studies



I&M Manuals



Revit Files



Product Specifications



Fan Calculator



Engineering Topics



Video Library



Installation Photos

INDUSTRIES SERVED



PRODUCTS FOR EVERY MARKET



Foundries



Commercial Buildings



Nuclear Facilities



Hospitals & Clean Rooms

We pride ourselves on the fact that we can support an extremely diverse range of industries on a global level by delivering products that meet our customer's exact requirements. Not only are we known as a one-stop-shop for all industrial and commercial air moving applications, but Twin City Fan has earned a reputation for having the quickest turnaround and delivery times in the entire fan industry. Below is a condensed list of the industries and markets we support with a full line of products.

Industrial: Automotive, Textile, Nuclear Power, Pulp and Paper, Food Processing, Water Treatment, Petrochemical and Oil, Agriculture, Material Handling, Coal Processing, Foundries, Tunnel Ventilation, Dust Collection, Glass, Waste Management, Chemical, Recycling, Marine, Pharmaceutical, Cement and Lime, Transportation, Ethanol, Air Pollution Control, Energy Recovery, Mining, and General Manufacturing

Commercial: Commercial Buildings, Laboratory & Fume Hood Exhaust, Schools, Hospitals, Hotels, Restaurants, Institutional Facilities, Retail Shopping Centers, Sports Arenas and Stadiums, Airports, Data Centers, Emergency Smoke Control, Warehouses and Distribution Centers, and HVAC OEMs





CUSTOMIZED SOLUTIONS

Our unique mass-customized approach to manufacturing ensures that you are not only getting the fan elements your project demands — you're getting a complete package of customized solutions. "Mass-customized" means you get cost efficiencies from an incredibly broad range of standard products, plus project-specific flexibility that allows us to build on and customize our exceptional offerings.

We strive for the highest quality at every step of the manufacturing process — fabrication, welding, machining, painting, assembly, testing and crating. We offer a wide choice of construction materials and accessories for specialty applications including fiberglass, stainless steel, aluminum, hot-dip galvanized steel, abrasion and spark resistant alloys, along with numerous protective coatings.

QUICKSHIP PROGRAM

Our QuickShip Program is the perfect example of one way we anticipate the unexpected: a customer with an expanded project or a factory in need of a fast replacement. We pre-stock a large selection of the most popular items to meet tight project deadlines, with rush shipment available regardless of fan size or type. In fact, many of our stock products can ship within 48 hours. Despite the speed of this offering, our QuickShip items still include complete pre-shipment testing and AMCA licensing to ensure quality, plus UL listings to ensure code compliance.



Robotic Welding



Powder Coating Paint System



Spinning Operations



Twin City Fan's QuickShip Program

IN-HOUSE TESTING SERVICES



Twin City Fan's AMCA accredited reverberant sound room



Seismic testing for fans up to 10,000 pounds



AMCA 210 performance testing



UL 705 safety testing for fans

STATE-OF-THE-ART TESTING LABORATORY

With the most sophisticated research and development testing laboratories in the industry, only Twin City Fan has the collective experience and knowledge needed to tackle the most technically complex testing requirements for the most demanding environments.

The scope of Twin City Fan's testing capabilities is very broad and covers a wide spectrum of in-house and onsite testing services. With this level of technology, we continue to provide our customers with proven solutions to their particular air movement needs while ensuring that they receive the highest quality product for their exact requirements and structural needs. This includes the evaluation of existing systems to optimize performance and reduce power consumption.

- ☑ AMCA 204 Balance & Vibration Testing
- ☑ AMCA 210 Performance Testing
- ☑ AMCA 250 Jet Fan Thrust Testing
- ☑ AMCA 260 Induced Flow Testing
- ☑ AMCA 300 Sound Testing
- ☑ UL 705 Safety Testing
- ☑ Seismic Testing per ICC-ES AC156
- ☑ High Temperature/Survivability Testing
- ☑ Mechanical Run Testing
- ☑ Narrow Band Sound & Vibration Testing
- ☑ Impact (Bump) & Overspeed Testing
- ☑ Strain Gauge Testing & Analysis
- ☑ Modal Analysis Testing
- ☑ Vibration Analysis & FFT Spectrum Analysis
- ☑ Scaled Model Testing
- ☑ Custom/OEM Product Designs



ONSITE FIELD SERVICES

START-UP SERVICES

Having the peace of mind that your fan is installed and operating properly prior to start-up is crucial. Twin City Fan can offer a wide range of start-up services and precision checks, including inlet and wheel operational clearances, torque verification, shaft alignment, balance and vibration testing. As part of our standard start-up services, Twin City Fan field personnel will conduct a variety of inspection checks to ensure the fan is ready for start-up — all the way from the foundation bolts to the lubrication of the fan.

- Fan Assembly Inspection
- Vibration Checks
- Coupling & Sheave Laser Alignment
- Installation Assistance



Coupling & Sheave Alignment



Inspection Checks

TURNKEY SERVICES

Keeping existing fans in service as systems change to suit environmental regulations, process enhancements, and energy consumption is an extremely important aspect of our business. We are proficient at applying our engineering experience to make the necessary modifications to existing equipment and can provide complete turnkey solutions for rebuilding and repairing fans in the field.

- Installation & Commissioning
- Field Repairs/Rebuilds
- Duct Work Modification
- Motor/Turbine Alignment
- Coupling Alignment
- Preventive Maintenance
- Engineered Retrofits – All Brands
- Fan Balancing



Installation & Commissioning

CENTRIFUGAL FANS



OVERVIEW



Model BC-SW
Supply & Exhaust



Model BCS
Regenerative Thermal Oxidizer



Model BCS
Dust Collection



Model BCS
Regenerative Thermal Oxidizer

CENTRIFUGAL FANS

Centrifugal Fans are designed for general HVAC and industrial applications where large volumes of clean air are required at low to moderate pressures. With backward inclined, backward curved, backward inclined airfoil and forward curved impeller types, centrifugal fans offer the flexibility to match the performance and application at the highest efficiency. Most models are available in single-wide or double-wide configurations which allow for even higher volumes of air.

WHEEL TYPES

Single Thickness Backward Inclined, Backward Curved, Forward Curved, Airfoil

TYPICAL INDUSTRIES

General HVAC (exhaust, filtration, return and supply, air of commercial buildings), Automotive, Fertilizer, Metal & Mineral Processing, Pulp & Paper, Petrochemical, Pharmaceutical, Power, Water & Wastewater Treatment

COMMON ACCESSORIES

Access Door, Drain, Flanged Inlet/Outlet, Companion Flanges, Inlet/Outlet Screens, Shaft Guard, Bearing Guard, Belt Guard, Shaft Seal, Lube Lines, Piezometer Ring, Split Housing, Insulation Pins, Steel Wall or Aluminum Clad Insulated Housing, Inlet Box, Inlet & Outlet Dampers, External or Nested Inlet Vanes

OPTIONAL CONSTRUCTION

High Temperature, Swingout, Split Housings, Special Materials, Spark Resistant Construction (Type A, B, and C), Nominally Leak-Tight Construction, ATEX

CERTIFICATIONS


AMCA Sound/Air and FEG, UL 705 Listed for Electrical



BAE-SW

AIRFOIL WHEEL, SWSI

- > 12.25 to 98.25 inches (315 mm to 2,495 mm) wheel diameters
- > Airflow to 233,100 CFM (396,000 m³/hour)
- > Static pressure to 20 inches w.g. (4,970 Pa)
- > AMCA licensed for Sound, Air and Fan Efficiency Grade
- > UL 705 listing available
- > **Typical Applications:** Aeration, Forced Draft, Exhaust Applications, Air Handling Units, Process Cooling, Clean Rooms, Explosion-Proof Processes, General HVAC, Green/LEED, Filtration Systems




CATALOG 370

BAE-DW

AIRFOIL WHEEL, DWDI

- > 12.25 to 98.25 inches (315 mm to 2,495 mm) wheel diameters
- > Airflow to 419,500 CFM (712,700 m³/hour)
- > Static pressure to 14 inches w.g. (3,480 Pa)
- > AMCA licensed for Sound, Air and Fan Efficiency Grade
- > UL 705 listing available
- > **Typical Applications:** Aeration, Air Handling Units, Exhaust Applications, Explosion-Proof Processes, Clean Rooms, General HVAC, Green/LEED




CATALOG 370

BAF-SW

AIRFOIL WHEEL, SWSI

- > 12.25 to 98.25 inches (315 mm to 2,495 mm) wheel diameters
- > Airflow to 277,500 CFM (471,500 m³/hour)
- > Static pressure to 20 inches w.g. (4,970 Pa)
- > AMCA licensed for Sound, Air and Fan Efficiency Grade
- > UL 705 listing available
- > **Typical Applications:** Air Handling Units, Exhaust Applications, Explosion-Proof Processes, General HVAC, Green/LEED





FAN SELECTOR


BAF-DW

AIRFOIL WHEEL, DWDI

- > 12.25 to 89 inches (315 mm to 2,260 mm) wheel diameters
- > Airflow to 344,300 CFM (585,000 m³/hour)
- > Static pressure to 14 inches w.g. (3,480 Pa)
- > AMCA licensed for Sound, Air and Fan Efficiency Grade
- > UL 705 listing available
- > **Typical Applications:** Air Handling Units, Exhaust Applications, Explosion-Proof Processes, General HVAC, Green/LEED



FAN SELECTOR




CATALOG 300



BC-SW

FLAT-BLADED BACKWARD INCLINED WHEEL, SWSI

- > 12.25 to 98.25 inches (315 mm to 2,495 mm) wheel diameters
- > Airflow to 277,500 CFM (471,500 m³/hour)
- > Static pressure to 20 inches w.g. (4,970 Pa)
- > AMCA licensed for Sound, Air and Fan Efficiency Grade
- > UL 705 listing available
- > **Typical Applications:** Air Pollution Control, High Temperature, Chemical/Corrosive Environments, Exhaust, Water Treatment, Filtration/Dust Collection, Explosion-Proof Processes, General HVAC, Green/LEED, General Manufacturing, Drying Applications




CATALOG 300



BC-DW

FLAT-BLADED BACKWARD INCLINED WHEEL, DWDI

- > 12.25 to 89 inches (315 mm to 2,260 mm) wheel diameters
- > Airflow to 344,300 CFM (585,000 m³/hour)
- > Static pressure to 14 inches w.g. (3,480 Pa)
- > AMCA licensed for Air and Fan Efficiency Grade
- > UL 705 listing available
- > **Typical Applications:** Exhaust Applications, Dust Collection, Explosion-Proof Processes, General HVAC, Green/LEED



CATALOG 400

BCS

BACKWARD CURVED WHEEL, HIGH PRESSURE/HIGH VOLUME

- > 16.5 to 89 inches (420 mm to 2,265 mm) wheel diameters
- > Airflow to 291,400 CFM (495,100 m³/hour)
- > Static pressure to 40 inches w.g. (9,950 Pa)
- > **Typical Applications:** Air Pollution Control, High Temperature, Chemical/Corrosive Environments, Exhaust, Water Treatment, Filtration/Dust Collection, Explosion-Proof Processes, General HVAC, Green/LEED, General Manufacturing, Drying Applications



CATALOG 410



BCSF


BACKWARD CURVED WHEEL, HIGH PRESSURE COMPOSITE FAN

- > 16.5 to 60 inches (420 mm to 1,525 mm) wheel diameters
- > Airflow to 147,000 CFM (249,800 m³/hour)
- > Static pressure to 26 inches w.g. (6,460 Pa)
- > AMCA licensed for Sound, Air and Fan Efficiency Grade
- > **Typical Applications:** Chemical/Corrosive Environments, Marine, Water Treatment, Exhaust Applications, Process Air, Explosion-Proof Processes, Air Pollution Control, High Moisture Environments, General HVAC

BAFF

BACKWARD INCLINED AIRFOIL WHEEL, COMPOSITE FAN

- > 12.4 to 39.4 inches (315 mm to 1,000 mm) wheel diameters
- > Airflow to 31,100 CFM (52,800 m³/hour)
- > Static pressure to 13 inches w.g. (3,230 Pa)
- > **Typical Applications:** Chemical/Corrosive Environments, Marine, Water Treatment, Exhaust Applications, Process Air, Explosion-Proof Processes, Air Pollution Control, High Moisture Environments, General HVAC




 CATALOG 430

TCBI

FLAT-BLADED BACKWARD INCLINED CENTRIFUGAL FAN, SWSI

- > 14.19 to 19.69 inches (360 mm to 500 mm)
- > 3 HP to 30 HP
- > Airflow to 12,680 CFM (21,500 m³/hour)
- > Static pressures to 18.4 inches w.g. (4,570 Pa)
- > **Typical Applications:** Dust Collection




 CATALOG 330

NFC-SW, NFC-DW, FC-DW

FORWARD CURVED CENTRIFUGAL WHEEL, SWSI & DWDI

- > 12.25 to 49 inches (315 mm to 1,245 mm) wheel diameters
- > Airflow to 96,500 CFM (164,000 m³/hour)
- > Static pressure to 4 inches w.g. (990 Pa)
- > **Typical Applications:** Air Handling Units, Exhaust Applications, Energy Recovery, Explosion-Proof Processes, General HVAC, High Temperature, Green/LEED




 CATALOG 150


EASY ACCESS & SPLIT HOUSINGS

AVAILABLE ON THE FOLLOWING MODELS

- > BC-SW & BC-DW
- > BAE-SW & BAE-DW
- > BAF-SW & BAF-DW
- > BCS
- > NFC-SW & NFC-DW




Easy Access
Swingout Construction



Split Housings
(Pie-Shaped housings also available)

UTILITY SETS



OVERVIEW



Model BCV
Process Exhaust



Model BCJ
Fume Exhaust



Model BCV
Exhaust



BCV
Building Exhaust

UTILITY SETS

Utility sets are an excellent choice for general exhaust and supply requirements of commercial and light industrial applications. They are suitable for indoor usage, and outdoor usage with the addition of a weather cover to enclose the motor and drives. Fan housings are continuously welded and are constructed of heavy gauge steel, aluminum, or stainless steel. TCF also offers a full line of Junior Utility Sets that are designed to provide optimal performance with minimal physical dimensions.

WHEEL TYPES

Flat-Bladed Backward Inclined, Airfoil, Forward Curved

TYPICAL INDUSTRIES

Aerospace, Asphalt, Agriculture, Air Pollution Control, Automotive, Boilers, Brick, Car Wash, Cement, Chemical, Clean Rooms, Coal, Commercial Plan & Spec, Composting, Ethanol, Food & Beverage, Foundry, General Manufacturing, Glass, Green/LEED, HVAC, Industrial Processes, Institutional & Hospitality, Marine, Metal & Minerals, Microchip, Mining, Nuclear, OEM, Petrochemical, Pharmaceutical, Power Generation, Pulp & Paper, Recycling, Textile, Transportation, Water Treatment, Wind Tunnels

COMMON ACCESSORIES

Access Door, Drain, Flanged Inlet/Outlet, Companion Flanges, Inlet/Outlet Screens, Belt Guard, Weather Cover, Shaft Seal, Shaft Cooler, Lube Lines, Piezometer Ring, Inlet Box, Two Groove Drive Minimum, Inlet & Outlet Dampers, External or Nested Inlet Vanes, Vibration Isolators, Disconnect Switches, Special Coatings

OPTIONAL CONSTRUCTION

High Temperature, Special Materials, Spark Resistant, UL 705, UL 762, UL Smoke & Heat


CERTIFICATIONS

AMCA Sound/Air and FEG, UL 705 Listed for Electrical, UL 762 Listed for Grease Laden Air, UL Listed for Smoke Control Systems

BCV

FLAT-BLADED BACKWARD INCLINED UTILITY SETS

- > 12.25 to 36.5 inches (315 mm to 930 mm) wheel diameters
- > Airflow to 29,100 CFM (49,400 m³/hour)
- > Static pressure to 8 inches w.g. (1,990 Pa)
- > AMCA licensed for Sound, Air and Fan Efficiency Grade
- > **Typical Applications:** Data Center Exhaust, General HVAC, Elevator Shaft Exhaust/Pressurization, Restroom Exhaust, Stairwell Pressurization, Industrial Ovens, Vehicle Exhaust Generator Room Ventilation, Swimming Pool Exhaust



Available For Quickship




☰ CATALOG 600

BCVU2

FLAT-BLADED BACKWARD INCLINED UTILITY SETS
UL 762 LISTED FOR THE EXHAUST OF GREASE LADEN AIR

- > 12.25 to 36.5 inches (315 mm to 930 mm) wheel diameters
- > Airflow to 29,100 CFM (49,400 m³/hour)
- > Static pressure to 8 inches w.g. (1,990 Pa)
- > AMCA licensed for Sound, Air and Fan Efficiency Grade
- > UL 762 listed for Grease Laden Air
- > **Typical Applications:** Kitchen Exhaust, Dishwasher Exhaust



Available For Quickship




☰ CATALOG 600


BCVU5

FLAT-BLADED BACKWARD INCLINED UTILITY SETS
UL 705 LISTED

- > 12.25 to 36.5 inches (315 mm to 930 mm) wheel diameters
- > Airflow to 29,100 CFM (49,400 m³/hour)
- > Static pressure to 8 inches w.g. (1,990 Pa)
- > AMCA licensed for Sound, Air and Fan Efficiency Grade
- > UL 705 listed
- > **Typical Applications:** Data Center Exhaust, General HVAC, Elevator Shaft Exhaust/Pressurization, Swimming Pool Exhaust, Generator Room Ventilation, Stairwell Pressurization, Restroom Exhaust



Available For Quickship




☰ CATALOG 600

BCVSH

BACKWARD INCLINED UTILITY SETS
UL LISTED FOR SMOKE CONTROL SYSTEMS


- > 12.25 to 36.5 inches (315 mm to 930 mm) wheel diameters
- > Airflow to 29,100 CFM (49,400 m³/hour)
- > Static pressure to 8 inches w.g. (1,990 Pa)
- > AMCA licensed for Sound, Air and Fan Efficiency Grade
- > UL listed for Smoke Control Systems
- > **Typical Applications:** Elevator Shaft Exhaust/Pressurization, Emergency Smoke Exhaust, Stairwell Pressurization



Available For Quickship



☰ CATALOG 600



Available For Quickship




FCV

FORWARD CURVED UTILITY SETS

- > 12.25 to 36.5 inches (315 mm to 930 mm) wheel diameters
- > Airflow to 29,100 CFM (49,400 m³/hour)
- > Static pressure to 8 inches w.g. (1,990 Pa)
- > AMCA licensed for Air and Fan Efficiency Grade
- > **Typical Applications:** Data Center Exhaust, Elevator Shaft Exhaust/Pressurization, General HVAC, Restroom Exhaust, Generator Room Ventilation, Stairwell Pressurization, Swimming Pool Exhaust

CATALOG 600



Available For Quickship




BAV

AIRFOIL UTILITY SET

- > 12.25 to 36.5 inches (315 mm to 930 mm) wheel diameters
- > Airflow to 32,100 CFM (54,500 m³/hour)
- > Static pressure to 8 inches w.g. (1,990 Pa)
- > AMCA licensed for Sound, Air and Fan Efficiency Grade
- > **Typical Applications:** Data Center Exhaust, General HVAC, Elevator Shaft Exhaust/Pressurization, Swimming Pool Exhaust, Restroom Exhaust, Generator Room Ventilation, Stairwell Pressurization

CATALOG 600




Available For Quickship

FCJ

FORWARD CURVED JUNIOR UTILITY SETS

- > 7.5 to 10.5 inches (190 mm to 270 mm) wheel diameters
- > Airflow to 1,480 CFM (2,500 m³/hour)
- > Static pressure to 1.5 inches w.g. (370 Pa)
- > **Typical Applications:** Data Center Exhaust, Elevator Shaft Exhaust/Pressurization, General HVAC, Generator Room Ventilation, Restroom Exhaust, Stairwell Pressurization, Swimming Pool Exhaust

CATALOG 551



Available For Quickship

DDF

FORWARD CURVED JUNIOR UTILITY SETS, DIRECT DRIVE


- > 6 to 10.5 inches (155 mm to 270 mm) wheel diameters
- > Airflow to 2,100 CFM (3,600 m³/hour)
- > Static pressure to 1.75 inches w.g. (440 Pa)
- > **Typical Applications:** Data Center Exhaust, General HVAC, Elevator Shaft Exhaust/Pressurization, Restroom Exhaust, Generator Room Ventilation, Stairwell Pressurization, Swimming Pool Exhaust

CATALOG 551

BCJ

FLAT-BLADED BACKWARD INCLINED JUNIOR UTILITY SETS

- > 9 to 10.5 inches (230 mm to 270 mm) wheel diameters
- > Airflow to 1,900 CFM (3,200 m³/hour)
- > Static pressure to 5 inches w.g. (1,240 Pa)
- > AMCA licensed for Sound, Air and Fan Efficiency Grade
- > **Typical Applications:** Data Center Exhaust, General HVAC, Elevator Shaft Exhaust/Pressurization, Restroom Exhaust, Generator Room Ventilation, Stairwell Pressurization, Swimming Pool Exhaust



Available For
Quickship





CATALOG 551

BCJU2

FLAT-BLADED BACKWARD INCLINED JUNIOR UTILITY SETS UL 762 LISTED FOR THE EXHAUST OF GREASE LADEN AIR

- > 9 to 10.5 inches (230 mm to 270 mm) wheel diameters
- > Airflow to 1,900 CFM (3,200 m³/hour)
- > Static pressure to 5 inches w.g. (1,240 Pa)
- > AMCA licensed for Sound, Air and Fan Efficiency Grade
- > UL 762 listed for Grease Laden Air
- > **Typical Applications:** Kitchen Exhaust, Dishwasher Exhaust



Available For
Quickship




CATALOG 551

BCJU5

FLAT-BLADED BACKWARD INCLINED JUNIOR UTILITY SETS UL 705 LISTED

- > 9 to 10.5 inches (230 mm to 270 mm) wheel diameters
- > Airflow to 1,900 CFM (3,200 m³/hour)
- > Static pressure to 5 inches w.g. (1,240 Pa)
- > AMCA licensed for Sound, Air and Fan Efficiency Grade
- > UL 705 listed
- > **Typical Applications:** Data Center Exhaust, General HVAC, Elevator Shaft Exhaust/Pressurization, Restroom Exhaust, Generator Room Ventilation, Stairwell Pressurization, Swimming Pool Exhaust



Available For
Quickship



CATALOG 551

Fan & Blower
Twin City

INLINE CENTRIFUGAL & MIXED FLOW FANS



OVERVIEW



Model QSL
General HVAC

INLINE CENTRIFUGAL & MIXED FLOW FANS

Inline centrifugal and mixed flow fans are designed for general HVAC and industrial applications where large volumes of clean air are required at low to moderate pressures. Inline centrifugal and mixed flow fans provide the performance of a centrifugal fan with the space saving advantages of an axial-type fan. With a variety of designs to choose from, these fans offer the flexibility to meet the performance and application requirements at very high efficiencies.

WHEEL TYPES

Backward Inclined, Backward Inclined Airfoil, Single Surface Mixed Flow, and true Airfoil (double surface – hollow) Mixed Flow

TYPICAL INDUSTRIES

General HVAC (exhaust, filtration, return and supply, air of commercial buildings), Air Pollution Control, Automotive, Chemical, Fertilizer, Food & Beverage, Laboratory Exhaust, Metal & Mineral Processing, and Water & Wastewater Treatment

COMMON ACCESSORIES

Access Doors, Belt Guards, Belt Tube, Companion Flanges, Disconnect Switches, Inlet/Outlet Screens, Inlet Vanes, Piezometer Ring Airflow Measurement System, Pressure Transducers, Special Coatings, Vibration Isolation and Weather Covers

OPTIONAL CONSTRUCTION

Spark Resistant Construction (Type A, B, and C), Easy Access Construction

CERTIFICATIONS

AMCA Sound/Air and FEG, UL 705 Listed for Electrical, UL 762 Listed for Grease Laden Air, UL Listed for Smoke Control Systems, OSHPD Seismic Preapproval per OSP-0271-10



Model DSI
Data Center Exhaust



Model QSL
Spray Paint Booth Exhaust



DSI

SQUARE INLINE CENTRIFUGAL FANS, DIRECT DRIVE

- > 10.5 to 18.25 inches (270 mm to 465 mm) wheel diameters
- > Airflow to 5,800 CFM (9,900 m³/hour)
- > Static pressure to 2 inches w.g. (500 Pa)
- > AMCA licensed for Sound, Air and Fan Efficiency Grade
- > UL 705 listed
- > **Typical Applications:** Data Center Exhaust, General HVAC, Generator Room Ventilation, Odor Control, Restroom Exhaust



Available With
EC Motor



Available For
Quickship



CATALOG 4205

BSI

SQUARE INLINE CENTRIFUGAL FANS, BELT DRIVEN

- > 10.5 to 44.5 inches (270 mm to 1,130 mm) wheel diameters
- > Airflow to 27,400 CFM (47,000 m³/hour)
- > Static pressure to 3.5 inches w.g. (870 Pa)
- > AMCA licensed for Sound, Air and Fan Efficiency Grade
- > UL 705 listed
- > **Typical Applications:** Data Center Exhaust, General HVAC, Generator Room Ventilation, Odor Control, Restroom Exhaust



Available For
Quickship



CATALOG 4205

TCLB

TUBULAR INLINE CENTRIFUGAL FANS, BELT DRIVEN

- > 10.5 to 49 inches (270 mm to 1,245 mm) wheel diameters
- > Airflow to 41,700 CFM (70,800 m³/hour)
- > Static pressure to 4 inches w.g. (990 Pa)
- > AMCA licensed for Sound, Air and Fan Efficiency Grade
- > UL 705 listed
- > **Typical Applications:** Data Center Exhaust, General HVAC, Generator Room Ventilation, Odor Control, Waste Water Treatment



Available For
Quickship



CATALOG 4215

TCLBR

TUBULAR INLINE RESTAURANT CENTRIFUGAL FANS
UL 762 LISTED FOR THE EXHAUST OF GREASE LADEN AIR

- > 10.5 to 49 inches (270 mm to 1,245 mm) wheel diameters
- > Airflow to 41,700 CFM (70,800 m³/hour)
- > Static pressure to 4 inches w.g. (990 Pa)
- > AMCA licensed for Sound, Air and Fan Efficiency Grade
- > UL 762 listed for Grease Laden Air
- > **Typical Applications:** Kitchen Exhaust, Dishwasher Exhaust



Available For
Quickship



CATALOG 4215

INLINE CENTRIFUGAL & MIXED FLOW FANS




CATALOG 1001

TSL

TUBULAR INLINE CENTRIFUGAL FANS

- > 12.25 to 89 inches (315 mm to 2,260 mm) wheel diameters
- > Airflow to 221,700 CFM (376,700 m³/hour)
- > Static pressure to 9 inches w.g. (2,240 Pa)
- > AMCA licensed for Sound, Air and Fan Efficiency Grade
- > UL 705 listed
- > **Typical Applications:** Data Center Exhaust, General HVAC, Generator Room Ventilation, Odor Control, Waste Water Treatment



CATALOG 1070

QCLB

LOW PRESSURE MIXED FLOW FANS

- > 12.25 to 73 inches (315 mm to 1,855 mm) wheel diameters
- > Airflow to 105,000 CFM (178,400 m³/hour)
- > Static pressure to 4.5 inches w.g. (1,120 Pa)
- > AMCA licensed for Sound, Air and Fan Efficiency Grade
- > UL 705 listed
- > **Typical Applications:** Data Center Exhaust, General HVAC, Generator Room Ventilation



CATALOG 1070

QCLBR

LOW PRESSURE RESTAURANT MIXED FLOW FANS
UL 762 LISTED FOR THE EXHAUST OF GREASE LADEN AIR

- > 12.25 to 73 inches (315 mm to 1,855 mm) wheel diameters
- > Airflow to 105,000 CFM (178,400 m³/hour)
- > Static pressure to 4.5 inches w.g. (1,120 Pa)
- > AMCA licensed for Sound, Air and Fan Efficiency Grade
- > UL 762 listed for Grease Laden Air
- > **Typical Applications:** Kitchen Exhaust, Dishwasher Exhaust



CATALOG 1070

QCLBSH

LOW PRESSURE SMOKE & HEAT MIXED FLOW FANS
UL LISTED FOR SMOKE CONTROL SYSTEMS

- > 12.25 to 73 inches (315 mm to 1,855 mm) wheel diameters
- > Airflow to 105,000 CFM (178,400 m³/hour)
- > Static pressure to 4.5 inches w.g. (1,120 Pa)
- > AMCA licensed for Sound, Air and Fan Efficiency Grade
- > UL listed for Smoke Control Systems
- > **Typical Applications:** Elevator Shaft Exhaust/Pressurization, Emergency Smoke Exhaust, Stairwell Pressurization

QSL

QUIET MIXED FLOW FANS

- > 18.25 to 89 inches (465 mm to 2,260 mm) wheel diameters
- > Airflow to 160,000 CFM (271,800 m³/hour)
- > Static pressure to 8 inches w.g. (1,990 Pa)
- > AMCA licensed for Sound, Air and Fan Efficiency Grade
- > UL 705 listed
- > **Typical Applications:** Air Handling Units, Data Center Exhaust, General HVAC, Generator Room Ventilation, Paint Booth Exhaust



CATALOG 1060

QSLR

QUIET MIXED FLOW RESTAURANT FANS

UL 762 LISTED FOR THE EXHAUST OF GREASE LADEN AIR

- > 18.25 to 89 inches (465 mm to 2,260 mm) wheel diameters
- > Airflow to 160,000 CFM (271,800 m³/hour)
- > Static pressure to 8 inches w.g. (1,990 Pa)
- > AMCA licensed for Sound, Air and Fan Efficiency Grade
- > UL 762 listed for Grease Laden Air
- > **Typical Applications:** Kitchen Exhaust



CATALOG 1060

QSLSH

QUIET MIXED FLOW SMOKE & HEAT REMOVAL FANS

UL LISTED FOR SMOKE CONTROL SYSTEMS

- > 18.25 to 89 inches (465 mm to 2,260 mm) wheel diameters
- > Airflow to 160,000 CFM (271,800 m³/hour)
- > Static pressure to 8 inches w.g. (1,990 Pa)
- > AMCA licensed for Sound, Air and Fan Efficiency Grade
- > UL listed for Smoke Control Systems
- > **Typical Applications:** Elevator Shaft Exhaust/Pressurization, Emergency Smoke Exhaust, Stairwell Pressurization



CATALOG 1060

ILCF


FIBERGLASS INLINE CENTRIFUGAL FAN

- > 12.4 to 39.4 inches (315 mm to 1,000 mm) wheel diameters
- > Airflow to 35,900 CFM (61,000 m³/hour)
- > Static pressure to 7 inches w.g. (1,740 Pa)
- > **Typical Applications:** Chemical/Corrosive Environments, Exhaust Applications, Water Treatment, Air Pollution Control, Process Air, High Moisture Environments



CATALOG 430

PLENUM FANS



OVERVIEW



Model EPFN
Air Handling Unit



Model MPQN
Air Handling Unit



Model EPF
Air Handling Unit



Model MPQN
Air Handling Unit

PLENUM FANS

Plenum Fans are designed for general HVAC applications where large volumes of clean air are required at low to moderate pressures. Backward inclined airfoil wheels provide high efficiency, performance and sound characteristics needed for the most stringent HVAC applications. Housed or open designs as well as belt or direct drive, plenum fans provide the flexibility to match the performance and application at the highest efficiency.

APPLICATIONS

Air-Conditioning/Heating Units, Air-Make-Up Units, Clean-Room Filtration Systems, Supply Air Systems

WHEEL TYPES

Backward inclined airfoil (9-blade or 12-blade)

TYPICAL INDUSTRIES

General HVAC (exhaust, filtration, return and supply, air of commercial buildings and air handling units)

COMMON ACCESSORIES

Inlet/Outlet Screen, Piezometer Ring Airflow Measurement System, Pressure Transducers, Protective Enclosure, Special Coatings and Vibration Isolation, Aero Acoustic Diffuser™

OPTIONAL CONSTRUCTION

Special Wheel Width

CERTIFICATIONS


AMCA Sound/Air and FEG



EPF

PLENUM FAN, AIRFOIL WHEEL, 9-BLADES, ARRANGEMENT 3

- > 12.4 to 73 inches (315 mm to 1,855 mm) wheel diameters
- > Airflow to 185,200 CFM (314,700 m³/hour)
- > Static pressure to 10 inches w.g. (2,490 Pa)
- > AMCA licensed for Sound, Air and Fan Efficiency Grade




 CATALOG 470

EPFN

PLENUM FAN, AIRFOIL WHEEL, 9-BLADES, ARRANGEMENT 1 & 4

- > 12.4 to 73 inches (315 mm to 1,855 mm) wheel diameters
- > Airflow to 185,200 CFM (314,700 m³/hour)
- > Static pressure to 10 inches w.g. (2,490 Pa)
- > AMCA licensed for Sound, Air and Fan Efficiency Grade




 CATALOG 470

EPQ

PLENUM FAN, AIRFOIL WHEEL, 12-BLADES, ARRANGEMENT 3

- > 12.4 to 73 inches (315 mm to 1,855 mm) wheel diameters
- > Airflow to 185,200 CFM (314,700 m³/hour)
- > Static pressure to 12 inches w.g. (2,980 Pa)
- > AMCA licensed for Sound, Air and Fan Efficiency Grade




 CATALOG 470


EPQN

PLENUM FAN, AIRFOIL WHEEL, 12-BLADES, ARRANGEMENT 1 & 4

- > 12.4 to 73 inches (315 mm to 1,855 mm) wheel diameters
- > Airflow to 185,200 CFM (314,700 m³/hour)
- > Static pressure to 12 inches w.g. (2,980 Pa)
- > AMCA licensed for Sound, Air and Fan Efficiency Grade



 CATALOG 470




EPLFN

PLENUM FAN, COMMERCIAL DUTY, AIRFOIL WHEEL, 9-BLADED

- > 12.4 to 49 inches (315 mm to 1,245 mm) wheel diameters
- > Airflow to 68,000 CFM (115,500 m³/hour)
- > Static pressure to 8.5 inches w.g. (2,110 Pa)
- > AMCA licensed for Sound, Air and Fan Efficiency Grade

 CATALOG 455



EPLQN

PLENUM FAN, COMMERCIAL DUTY, AIRFOIL WHEEL, 12-BLADED

- > 12.4 to 49 inches (315 mm to 1,245 mm) wheel diameters
- > Airflow to 68,000 CFM (115,500 m³/hour)
- > Static pressure to 8.5 inches w.g. (2,110 Pa)
- > AMCA licensed for Sound, Air and Fan Efficiency Grade

 CATALOG 455



MPQN

MODULAR INSULATED PLENUM FAN, AIRFOIL WHEEL, 12-BLADED, ARRANGEMENT 4

- > 12.4 to 49 inches (315 mm to 1,245 mm) wheel diameters
- > Airflow to 76,000 CFM (129,100 m³/hour)
- > Static pressure to 12 inches w.g. (2,980 Pa)
- > AMCA licensed for Sound, Air and Fan Efficiency Grade

 CATALOG 490



MPQS

MODULAR PLENUM FAN, AIRFOIL WHEEL, 12-BLADED, ARRANGEMENT 4

- > 12.4 to 49 inches (315 mm to 1,245 mm) wheel diameters
- > Airflow to 76,000 CFM (129,100 m³/hour)
- > Static pressure to 12 inches w.g. (2,980 Pa)
- > AMCA licensed for Sound, Air and Fan Efficiency Grade


 CATALOG 490



MPLFS

MODULAR PLENUM FAN, AIRFOIL WHEEL
9-BLADED, ARRANGEMENT 4

- > 12.25 to 36.5 inches (315 mm to 930 mm) wheel diameters
- > Airflow to 44,000 CFM (74,800 m³/hour)
- > Static pressure to 12 inches w.g. (2,980 Pa)
- > AMCA licensed for Sound, Air and Fan Efficiency Grade




 CATALOG 495

MPLFN

MODULAR INSULATED PLENUM FAN, AIRFOIL WHEEL
9-BLADED, ARRANGEMENT 4

- > 12.25 to 36.5 inches (315 mm to 930 mm) wheel diameters
- > Airflow to 44,000 CFM (74,800 m³/hour)
- > Static pressure to 12 inches w.g. (2,980 Pa)
- > AMCA licensed for Sound, Air and Fan Efficiency Grade




 CATALOG 495

MPLQS

MODULAR PLENUM FAN, AIRFOIL WHEEL
12-BLADED, ARRANGEMENT 4

- > 12.25 to 36.5 inches (315 mm to 930 mm) wheel diameters
- > Airflow to 44,000 CFM (74,800 m³/hour)
- > Static pressure to 12 inches w.g. (2,980 Pa)
- > AMCA licensed for Sound, Air and Fan Efficiency Grade




 CATALOG 495

MPLQN

MODULAR INSULATED PLENUM FAN, AIRFOIL WHEEL
12-BLADED, ARRANGEMENT 4

- > 12.25 to 36.5 inches (315 mm to 930 mm) wheel diameters
- > Airflow to 44,000 CFM (74,800 m³/hour)
- > Static pressure to 12 inches w.g. (2,980 Pa)
- > AMCA licensed for Sound, Air and Fan Efficiency Grade



 CATALOG 495

PLUG FANS



Model BCPL
Baking Oven



Model BEPL
Baking Oven



Model BFPL
Baking Oven



OVERVIEW

PLUG FANS

Plug fans offer great versatility for complex system configurations. Equipped with a gusseted mounting panel, they are mounted directly to the plenum wall separating the motor and drive components from the process air. Plug fans provide high efficiency recirculation air with the benefit of easy installation and removal.

APPLICATIONS

Air Curtains, Dyers, Freezers, High Temperature, Kilns, Ovens, Process Applications, Product Cooling, Re-Circulation, Air Heaters, Ceiling, Wall and Floor Panel Plenums, Degreasers, Dryers, Dust Collectors, Evaporators, Packaged Air Handlers, Parts Washers, Penthouses, Smoke Houses, Space Heaters, Spray Booths, and other High Temperature Applications

WHEEL TYPES

Flat-Bladed Backward Inclined and Backward Curved

TYPICAL INDUSTRIES

Automotive, Industrial Cooling and Ovens

COMMON ACCESSORIES

Belt Guards, Bearing Guards, Extended Lube Lines, Forklift Lifting Tubes, Integral Inlet Cone, Insulated plug, Piezometer Ring Airflow Measurement System, Shaft Cooler (Slinger), Variable Inlet Vanes, Housings

OPTIONAL CONSTRUCTION


ATEX Construction, High-Temperature Construction to 1000 °F, Pedestal Design for Floor Mounting, Spark Resistant Construction (Type A, B, and C), Special Materials (stainless steel, normalized steel), Special Wheel Width & Diameter



BEPL

HIGH EFFICIENCY PLUG FAN, BACKWARD CURVED

- > 12.4 to 49 inches (315 mm to 1,245 mm) wheel diameters
- > Airflow to 76,000 CFM (129,100 m³/hour)
- > Static pressure to 12 inches w.g. (2,980 Pa)
- > Airstream temperatures to 1,000°F (538°C)



 CATALOG 355

BFPL

HIGH EFFICIENCY PLUG FAN, BACKWARD CURVED

- > 12.4 to 49.21 inches (315 mm to 1,250 mm) wheel diameters
- > Airflow to 76,000 CFM (129,100 m³/hour)
- > Static pressure to 12 inches w.g. (2,980 Pa)
- > Airstream temperatures to 1,000°F (538°C)




 CATALOG 360

BCPL

PLUG FAN, BC BACKWARD INCLINED WHEEL
NON HVAC APPLICATIONS

- > 12.25 to 49 inches (315 mm to 1,245 mm) wheel diameters
- > Airflow to 57,900 CFM (98,400 m³/hour)
- > Static pressure to 8 inches w.g. (1,990 Pa)
- > Airstream temperatures to 1,000°F (538°C)



 CATALOG 350

Fan & Blower
Twin City

CENTRIFUGAL ROOF & WALL EXHAUSTERS



OVERVIEW



Model BCRW
Office Building Exhaust



Model BCRUSH
Emergency Smoke Exhaust



Model DCRD
School - General Building Exhaust



Model BCRU
Retail Store - General Building Exhaust

CENTRIFUGAL ROOF & WALL EXHAUSTERS

Centrifugal Roof and Wall Exhausters are available in direct and belt driven models, featuring backward inclined, non-overloading centrifugal wheels for maximum efficiency and quiet operation. A variety of configurations are available for the exhaust of relatively clean air and grease-laden air.

TYPICAL INDUSTRIES

Agriculture, Air Pollution Control, Automotive, Boilers, Brick, Car Wash, Commercial Plan & Spec, Composting, Ethanol, Food & Beverage, Foundry, General Manufacturing, Glass, Green/LEED, HVAC, Institutional & Hospitality, Metal & Minerals, Microchip, Mining, Nuclear, OEM, Petrochemical, Pharmaceutical, Power Generation, Pulp & Paper, Recycling, Textile, Transportation

COMMON ACCESSORIES

Backdraft Dampers, Roof Curbs, Birdscreens, Insect Screens, Curb Hinges, Retaining Chains, Security Hasps, Metal Nameplates, Stainless Steel Shafts, Automatic Belt Tensioners, AMCA Spark B Construction, Stainless Steel Hardware, Tie Downs, Speed Controllers, 2-Speed Switches, Firestats, Disconnect Switches, Special Coatings

CERTIFICATIONS

AMCA Sound/Air and FEG, UL 705 Listed for Electrical, UL 762 Listed for Grease Laden Air, UL Listed for Smoke Control Systems, OSHPD Seismic Preapproval per OSP-0395-10, Miami-Dade County Hurricane Rating per NOA No. 12-0914.12



DCRD

CENTRIFUGAL ROOF EXHAUSTER, DOWNBLAST, DIRECT DRIVE


- > 8 to 19.25 inches (205 mm to 490 mm) wheel diameters
- > Airflow to 5,020 CFM (8,500 m³/hour)
- > Static pressure to 1 inch w.g. (250 Pa)
- > AMCA licensed for Sound and Air
- > UL 705 listed
- > **Typical Applications:** Data Center Exhaust, General HVAC, General Rooftop Exhaust, Generator Room Ventilation, Jet Bridge Exhaust, Restroom Exhaust



Available With
EC Motor



Available For
Quickship



▶ CATALOG 4050

BCRD

CENTRIFUGAL ROOF EXHAUSTER, DOWNBLAST, BELT DRIVEN

- > 8.5 to 49.21 inches (215 mm to 1,250 mm) wheel diameters
- > Airflow to 28,700 CFM (48,800 m³/hour)
- > Static pressure to 3.25 inches w.g. (810 Pa)
- > AMCA licensed for Sound, Air and Fan Efficiency Grade
- > UL 705 listed
- > **Typical Applications:** Data Center Exhaust, General HVAC, General Rooftop Exhaust, Generator Room Ventilation, Jet Bridge Exhaust, Restroom Exhaust



Available For
Quickship



▶ CATALOG 4050

BCRD-E

ENDUREX™ POLYMERIC HOUSING CENTRIFUGAL ROOF EXHAUSTER, DOWNBLAST, BELT DRIVEN

- > 8.5 to 27.95 inches (215 mm to 710 mm) wheel diameters
- > Airflow to 8,700 CFM (14,800 m³/hour)
- > Static pressure to 3.25 inches w.g. (810 Pa)
- > AMCA licensed for Sound, Air and Fan Efficiency Grade
- > UL 705 listed
- > **Typical Applications:** Data Center Exhaust, General HVAC, General Rooftop Exhaust, Generator Room Ventilation, Jet Bridge Exhaust, Restroom Exhaust



Available For
Quickship



▶ CATALOG 4050

DCRU

CENTRIFUGAL ROOF EXHAUSTER, UPBLAST, DIRECT DRIVE

- > 8.38 to 18.25 inches (215 mm to 465 mm) wheel diameters
- > Airflow to 3,865 CFM (6,600 m³/hour)
- > Static pressure to 1.5 inches w.g. (370 Pa)
- > AMCA licensed for Sound, Air and Fan Efficiency Grade
- > UL 705 listed
- > **Typical Applications:** General HVAC, General Rooftop Exhaust, Generator Room Ventilation, Jet Bridge Exhaust, Restroom Exhaust



Available With
EC Motor



Available For
Quickship



▶ CATALOG 4105

CENTRIFUGAL ROOF & WALL EXHAUSTERS



Available With
EC Motor



Available For
Quickship



CATALOG 4105

DCRUR

CENTRIFUGAL KITCHEN ROOF EXHAUSTER, UPBLAST, DIRECT DRIVE
UL 762 LISTED FOR THE EXHAUST OF GREASE LADEN AIR

- > 8.38 to 18.25 inches (215 mm to 465 mm) wheel diameters
- > Airflow to 3,865 CFM (6,600 m³/hour)
- > Static pressure to 1.5 inches w.g. (370 Pa)
- > AMCA licensed for Sound, Air and Fan Efficiency Grade
- > UL 762 listed for Grease Laden Air
- > **Typical Applications:** Kitchen Exhaust, Dishwasher Exhaust



Available For
Quickship



CATALOG 4105

BCRU

CENTRIFUGAL ROOF EXHAUSTER, UPBLAST, BELT DRIVEN

- > 12.25 to 49.21 inches (315 mm to 1,250 mm) wheel diameters
- > Airflow to 29,100 CFM (49,400 m³/hour)
- > Static pressure to 3.25 inches w.g. (810 Pa)
- > AMCA licensed for Sound, Air and Fan Efficiency Grade
- > UL 705 listed
- > **Typical Applications:** General HVAC, General Rooftop Exhaust, Generator Room Ventilation, Jet Bridge Exhaust, Restroom Exhaust



Available For
Quickship



CATALOG 4105

BCRUR

CENTRIFUGAL KITCHEN ROOF EXHAUSTER, UPBLAST, BELT DRIVEN
UL 762 LISTED FOR THE EXHAUST OF GREASE LADEN AIR

- > 12.25 to 39.37 inches (315 mm to 1,000 mm) wheel diameters
- > Airflow to 20,700 CFM (35,200 m³/hour)
- > Static pressure to 3.25 inches w.g. (810 Pa)
- > AMCA licensed for Sound, Air and Fan Efficiency Grade
- > UL 762 listed for Grease Laden Air
- > **Typical Applications:** Kitchen Exhaust, Dishwasher Exhaust



Available For
Quickship



CATALOG 4105

BCRUSH

CENTRIFUGAL ROOF EXHAUSTER, UPBLAST, BELT DRIVEN
UL LISTED FOR SMOKE CONTROL SYSTEMS

- > 12.25 to 49.21 inches (315 mm to 1,250 mm) wheel diameters
- > Airflow to 29,100 CFM (49,400 m³/hour)
- > Static pressure to 3.25 inches w.g. (810 Pa)
- > AMCA licensed for Sound, Air and Fan Efficiency Grade
- > UL listed for Smoke Control Systems
- > **Typical Applications:** Elevator Shaft Exhaust/Pressurization, Emergency Smoke Exhaust, Stairwell Pressurization

DCRW

CENTRIFUGAL WALL EXHAUSTER, DIRECT DRIVE

- > 8.38 to 18.25 inches (215 mm to 465 mm) wheel diameters
- > Airflow to 3,865 CFM (6,600 m³/hour)
- > Static pressure to 1.5 inches w.g. (370 Pa)
- > AMCA licensed for Sound, Air and Fan Efficiency Grade
- > UL 705 listed
- > **Typical Applications:** Data Center Exhaust, General HVAC, Generator Room Ventilation, Restroom Exhaust



Available With EC Motor



Available For Quickship



CATALOG 4105

DCRWR

CENTRIFUGAL WALL KITCHEN EXHAUSTER, DIRECT DRIVE
UL 762 LISTED FOR THE EXHAUST OF GREASE LADEN AIR

- > 8.38 to 18.25 inches (215 mm to 465 mm) wheel diameters
- > Airflow to 3,865 CFM (6,600 m³/hour)
- > Static pressure to 1.5 inches w.g. (370 Pa)
- > AMCA licensed for Sound, Air and Fan Efficiency Grade
- > UL 762 listed for Grease Laden Air
- > **Typical Applications:** Kitchen Exhaust, Dishwasher Exhaust



Available With EC Motor



Available For Quickship



CATALOG 4105

BCRW

CENTRIFUGAL WALL EXHAUSTER, BELT DRIVEN

- > 12.25 to 31.5 inches (315 mm to 800 mm) wheel diameters
- > Airflow to 15,100 CFM (25,700 m³/hour)
- > Static pressure to 3.25 inches w.g. (810 Pa)
- > AMCA licensed for Sound, Air and Fan Efficiency Grade
- > UL 705 listed
- > **Typical Applications:** Data Center Exhaust, General HVAC, Generator Room Ventilation, Restroom Exhaust



Available For Quickship



CATALOG 4105

BCRWR

CENTRIFUGAL WALL KITCHEN EXHAUSTER, BELT DRIVEN
UL 762 LISTED FOR THE EXHAUST OF GREASE LADEN AIR


- > 12.25 to 31.5 inches (315 mm to 800 mm) wheel diameters
- > Airflow to 15,100 CFM (25,700 m³/hour)
- > Static pressure to 3.25 inches w.g. (810 Pa)
- > AMCA licensed for Sound, Air and Fan Efficiency Grade
- > UL 762 listed for Grease Laden Air
- > **Typical Applications:** Kitchen Exhaust, Dishwasher Exhaust



Available For Quickship



CATALOG 4105



Available With
EC Motor




CATALOG 4135

DCLP

LOUVERED CENTRIFUGAL ROOF EXHAUSTERS, DIRECT DRIVE

- > 8 to 12.38 inches (205 mm to 315 mm) wheel diameters
- > Airflow to 2,000 CFM (3,400 m³/hour)
- > Static pressure to 1 inch w.g. (250 Pa)
- > UL 705 listed
- > **Typical Applications:** Data Center Exhaust, General HVAC, General Rooftop Exhaust, Restroom Exhaust, Generator Room Ventilation, Jet Bridge Exhaust



CATALOG 4135

BCLP

LOUVERED CENTRIFUGAL ROOF EXHAUSTERS, BELT DRIVEN

- > 8.5 to 55.12 inches (215 mm to 1,400 mm) wheel diameters
- > Airflow to 36,000 CFM (61,200 m³/hour)
- > Static pressure to 3.25 inches w.g. (810 Pa)
- > UL 705 listed
- > **Typical Applications:** Data Center Exhaust, General HVAC, General Rooftop Exhaust, Restroom Exhaust, Generator Room Ventilation, Jet Bridge Exhaust



Available With
EC Motor



CATALOG 4135

DCLH

HOODED CENTRIFUGAL ROOF EXHAUSTERS, DIRECT DRIVE

- > 8 to 12.38 inches (205 mm to 315 mm) wheel diameters
- > Airflow to 2,000 CFM (3,400 m³/hour)
- > Static pressure to 1 inch w.g. (250 Pa)
- > UL 705 listed
- > **Typical Applications:** Data Center Exhaust, General HVAC, General Rooftop Exhaust, Restroom Exhaust, Generator Room Ventilation, Jet Bridge Exhaust



CATALOG 4135

BCLH

HOODED CENTRIFUGAL ROOF EXHAUSTERS, BELT DRIVEN

- > 8.5 to 55.12 inches (215 mm to 1,400 mm) wheel diameters
- > Airflow to 36,000 CFM (61,200 m³/hour)
- > Static pressure to 3.25 inches w.g. (810 Pa)
- > UL 705 listed
- > **Typical Applications:** Data Center Exhaust, General HVAC, General Rooftop Exhaust, Restroom Exhaust, Generator Room Ventilation, Jet Bridge Exhaust

BHRE

HINGED RESTAURANT EXHAUST FAN, BELT DRIVEN
UL 762 LISTED FOR THE EXHAUST OF GREASE LADEN AIR

- > 10.5 to 24.5 inches (270 mm to 625 mm) wheel diameters
- > Airflow to 9,000 CFM (15,300 m³/hour)
- > Static pressure to 5 inches w.g. (1,240 Pa)
- > AMCA licensed for Sound, Air and Fan Efficiency Grade
- > UL 705 and 762 listing available
- > **Typical Applications:** Kitchen Exhaust, Dishwasher Exhaust



CATALOG 610

CANTED ROOF CURBS

PREFABRICATED ROOF CURBS

- > Constructed of 18-gauge galvanized steel with continuous welded seams
- > Large 3" built-in 45° cant to accommodate roofing material to top of curb. Cant is beveled at corners for better support of roofing material
- > Wood nailer (1½") secured to top ledge
- > Lined with 1½" fiberglass fire-resistant, sound-absorbing insulation
- > Damper shelf
- > **Options:** Aluminum (16-gauge) construction, Burglar security bars, Metal liner (galvanized or aluminum), Special heights up to 24", Single or double pitched curbs for sloping roofs



CATALOG 4910

SELF FLASHING ROOF CURBS

PREFABRICATED ROOF CURBS

- > Constructed of 18-gauge galvanized steel with continuous welded seams
- > Wide base plate (flashing) to insure watertight bond to roof
- > Top ledge covered with 3/16" polystyrene gasket for weather seal and to reduce metal-to-metal conducted noise
- > Lined with 1½" fiberglass fire-resistant, sound-absorbing insulation
- > Damper shelf
- > **Options:** Aluminum (16-gauge) construction, Burglar security bars, Metal liner (galvanized or aluminum), Special heights up to 24", Wood nailer (1½") secured to top ledge in lieu of polystyrene gasket, Single or double pitched curbs for sloping roofs




CATALOG 4910

CURB ADAPTERS

PREFABRICATED ROOF CURBS


- > Constructed of heavy-gauge galvanized steel with continuous welded seams
- > Top ledge covered with 3/16" polystyrene gasket to reduce metal-to-metal conducted noise and act as a weather seal



CATALOG 4910

CENTRIFUGAL FILTERED SUPPLY FANS

Filtered Supply Fans are belt driven centrifugal fans that are designed to provide filtered outside air to buildings such as manufacturing plants, warehouses, and auditoriums. Fresh make-up air is supplied to replace the air lost through industrial processes, fume hood exhaust, or general building ventilation.



CATALOG 4310



BCRFS

CENTRIFUGAL ROOFTOP FILTERED SUPPLY FAN, BELT DRIVEN

- > 8.86 to 22.05 inches (225 mm to 560 mm) wheel diameters
- > Airflow to 17,000 CFM (28,900 m³/hour)
- > Static pressure to 4 inches w.g. (1,000 Pa)
- > AMCA licensed for Sound, Air and Fan Efficiency Grade
- > UL 705 listed
- > **Typical Applications:** General HVAC Supply, Auditorium Supply, Industrial Supply, Kitchen Supply



CATALOG 2010

LPSF

LOUVERED PENTHOUSE SUPPLY FAN, BELT DRIVEN

- > 12.4 to 35.6 inches (315 mm to 905 mm) wheel diameters
- > Airflow to 47,000 CFM (79,900 m³/hour)
- > Static pressure to 5.5 inches w.g. (1,370 Pa)
- > **Typical Applications:** General HVAC Supply, Auditorium Supply, Industrial Supply



CANTED ROOF CURBS

PREFABRICATED ROOF CURBS

- > Constructed of 18-gauge galvanized steel with continuous welded seams
- > Large 3" built-in 45° cant to accommodate roofing material to top of curb. Cant is beveled at corners for better support of roofing material
- > Wood nailer (1½") secured to top ledge
- > Lined with 1½" fiberglass fire-resistant, sound-absorbing insulation
- > Damper shelf



SELF FLASHING ROOF CURBS

PREFABRICATED ROOF CURBS

- > Constructed of 18-gauge galvanized steel with continuous welded seams
- > Wide base plate (flashing) to insure watertight bond to roof
- > Top ledge covered with 3/16" polystyrene gasket for weather seal and to reduce metal-to-metal conducted noise
- > Lined with 1½" fiberglass fire-resistant, sound-absorbing insulation
- > Damper shelf

CATALOG 4910

CEILING & CABINET VENTILATORS



OVERVIEW

Ceiling and Cabinet Ventilators are designed for commercial applications requiring quiet, continuous, and reliable operation, including bathrooms, generator rooms, data centers and general HVAC exhaust. These ventilators offer a variety of mounting configurations.

DBS

FORWARD CURVED INLINE DUCT BLOWERS

- > 8 to 20 inches (205 mm to 510 mm) wheel diameters
- > Airflow to 18,500 CFM (31,400 m³/hour)
- > Static pressure to 4 inches w.g. (990 Pa)
- > AMCA licensed for Sound, Air and Fan Efficiency Grade
- > UL 705 listed



Available For
Quickship



CATALOG 4220

DBT

FORWARD CURVED INLINE TWIN DUCT BLOWERS

- > 8 to 20 inches (205 mm to 510 mm) wheel diameters
- > Airflow to 31,500 CFM (53,500 m³/hour)
- > Static pressure to 3 inches w.g. (750 Pa)
- > AMCA licensed for Sound, Air and Fan Efficiency Grade
- > UL 705 listed



CATALOG 4220

T

CEILING VENTILATOR

- > 12 fan sizes available in horizontal and vertical discharge
- > Airflow to 1,590 CFM (2,700 m³/hour)
- > Static pressure to 1 inch w.g. (250 Pa)
- > AMCA licensed for Sound and Air
- > UL 507 listed



Available For
Quickship



CATALOG 4600

TL

INLINE/CABINET VENTILATOR

- > 12 fan sizes available in straight through and right angle discharge
- > Airflow to 3,868 CFM (6,600 m³/hour)
- > Static pressure to 1 inch w.g. (250 Pa)
- > AMCA licensed for Sound and Air
- > UL 507 listed



Available For
Quickship



CATALOG 4600

GRAVITY VENTILATORS

Gravity, or natural, ventilation is a means of ventilating a building by strategically placing openings in the building exterior in order to take advantage of naturally occurring phenomena. With a wide range of designs and styles, Twin City Fan can supply the right gravity ventilator whether it is selected based on performance, size, aesthetic appeal, weather resistance, construction, climate or cost. Gravity ventilators are designed to provide relief (exhaust) and intake (supply) airflow for a number of commercial and light industrial applications.



Available For
Quickship

CATALOG 4720

GRV

SPUN ALUMINUM GRAVITY RELIEF & INTAKE VENTILATORS

- > 9 to 48.3 inches (230 mm to 1,230 mm) round throat sizes
- > Airflow to 25,100 CFM (42,600 m³/hour)
- > Static pressure to 0.375 inches w.g. (90 Pa)




CATALOG 4720

MGR / MGI

MODULAR HOODED GRAVITY RELIEF & INTAKE VENTILATORS

- > 8 to 180 inches (205 mm to 4,575 mm) throat sizes
- > **MGR:** Airflow to 109,000 CFM (185,200 m³/hour)
- > **MGR:** Static pressure to 0.3 inches w.g. (80 Pa)
- > **MGI:** Airflow to 91,200 CFM (154,900 m³/hour)
- > **MGI:** Static pressure to 0.4 inches w.g. (100 Pa)




CATALOG 4720

LUG

LOW PROFILE UPBLAST GRAVITY RELIEF VENTILATORS

- > 14 to 60 inches (355 mm to 1,525 mm) wheel diameters
- > Airflow to 90,000 CFM (152,900 m³/hour)
- > Static pressure to 1.5 inches w.g. (370 Pa)



CATALOG 4720

TIL / TEL

LOUVERED PENTHOUSE GRAVITY RELIEF & INTAKE VENTILATORS

- > 12 to 144 inches (305 mm to 3,660 mm) square throat sizes
- > 3 to 20 tiers high
- > Airflow to 85,700 CFM (145,600 m³/hour)
- > Static pressure to 0.15 inches w.g. (40 Pa)



CATALOG 3000

FR (ROUND) / MA (SQUARE)

FIBERGLASS GRAVITY RELIEF & INTAKE VENTILATORS

- > **FR:** 14 to 45.5 inches (355 mm to 1,155 mm) square throat sizes
- > **FR:** Airflow to 12,850 CFM (21,800 m³/hour)
- > **FR:** Static pressure to 0.25 inches w.g. (60 Pa)
- > **MA:** 6 to 60 inches (155 mm to 1,525 mm) square throat sizes
- > **MA:** Airflow to 40,000 CFM (68,000 m³/hour)
- > **MA:** Static pressure to 1 inch w.g. (250 Pa)

MANCOOLERS

OVERVIEW

Mancoolers are constructed of high quality axial fans and are designed for general industrial use. The mounted units are constructed on a movable base—both the inlet and the outlet are provided with screens as standard, and are fabricated to meet OSHA safety requirements. The fan's swivel base allows for a full 360° rotation, providing airflow from any angle. The stationary units can be adjusted for airflow in any direction and are manufactured with a predrilled base plate for wall, column, ceiling or floor mounting.

TCSM

MANCOOLER, STATIONARY MOUNT

- > 16 to 48 inches (410 mm to 1,220 mm) wheel diameters
- > Airflow to 41,200 CFM (70,000 m³/hour)




 CATALOG AX700

TCSMQ

MANCOOLER, STATIONARY MOUNT, 'Q' WHEEL

- > 12 to 24 inches (305 mm to 610 mm) wheel diameters
- > Airflow to 11,400 CFM (19,400 m³/hour)



 FAN SELECTOR

TCPM

MANCOOLER, PORTABLE MOUNT

- > 16 to 48 inches (410 mm to 1,220 mm) wheel diameters
- > Airflow to 41,200 CFM (70,000 m³/hour)



 CATALOG AX700

TCPMQ

MANCOOLER, PORTABLE MOUNT, 'Q' WHEEL

- > 12 to 24 inches (305 mm to 610 mm) wheel diameters
- > Airflow to 11,400 CFM (19,400 m³/hour)



 FAN SELECTOR

PROPELLER WALL FANS



OVERVIEW



Model WPB
Warehouse Exhaust



Model WPB
Generator Room Exhaust



WPD
Warehouse Exhaust



Model TCWPX
General Exhaust

PROPELLER WALL FANS

Propeller Wall Fans are designed for cost effective, general ventilation. They are available in direct and belt driven models, with aluminum or steel propellers. Fixed or adjustable pitch models are offered to meet a variety of application requirements.

PROPELLER TYPES

Fixed Pitch Fabricated Steel & Cast Aluminum, Adjustable Pitch Cast Aluminum

TYPICAL INDUSTRIES

Agriculture, Air Pollution Control, Automotive, Boilers, Brick, Car Wash, Commercial Plan & Spec, Composting, Ethanol, Food & Beverage, Foundry, General Manufacturing, Glass, HVAC, Industrial Processes, Institutional & Hospitality, Metal & Minerals, Mining, OEM, Petrochemical, Power Generation, Pulp & Paper, Recycling, Textile, and Water Treatment.

COMMON ACCESSORIES

Wall Boxes, Wall Collars, OSHA Motor Side Guards, Filter Boxes, Weatherhoods, Backdraft Dampers, Damper Guards, Screens, Extended Lube Lines, Special Coatings, Disconnect Switches, and Single Point Wiring.

CERTIFICATIONS


AMCA Sound/Air and FEG, UL 705 Listed for Electrical



TCWP / TCWPQ / TCWPZ / TCWPX

PROPELLER WALL FAN, FIXED & ADJUSTABLE PITCH BLADES

- > 10 to 72 inches (255 mm to 1,830 mm) wheel diameters
- > Airflow to 85,000 CFM (144,400 m³/hour)
- > Static pressure to 1.5 inches w.g. (370 Pa)
- > **Typical Applications:** Data Center Exhaust, General HVAC, Generator Room Ventilation, Sidewall Exhaust and Supply



CATALOG AX500/AX510

WPD

PROPELLER WALL FAN, MEDIUM DUTY, DIRECT DRIVE

- > 14 to 48 inches (355 mm to 1,220 mm) wheel diameters
- > Airflow to 35,300 CFM (60,000 m³/hour)
- > Static pressure to 1 inch w.g. (250 Pa)
- > AMCA licensed for Sound, Air and Fan Efficiency Grade
- > UL 705 listed
- > **Typical Applications:** Data Center Exhaust, General HVAC, Generator Room Ventilation, Sidewall Exhaust and Supply



Available For Quickship



CATALOG 4820

WPB

PROPELLER WALL FAN, LIGHT & MEDIUM DUTY, BELT DRIVEN

- > 21 to 60 inches (535 mm to 1,525 mm) wheel diameters
- > Airflow to 62,830 CFM (106,700 m³/hour)
- > Static pressure to 1 inch w.g. (250 Pa)
- > AMCA licensed for Sound, Air and Fan Efficiency Grade
- > UL 705 listed
- > **Typical Applications:** Data Center Exhaust, General HVAC, Generator Room Ventilation, Sidewall Exhaust and Supply



Available For Quickship



CATALOG 4820

TCPE

PROPELLER WALL FAN, LIGHT DUTY, EXHAUST, DIRECT DRIVE

- > 8 to 24 inches (205 mm to 610 mm) wheel diameters
- > Airflow to 7,615 CFM (12,900 m³/hour)
- > Static pressure to 0.625 inches w.g. (160 Pa)
- > AMCA licensed for Sound, Air and Fan Efficiency Grade
- > **Typical Applications:** General HVAC, Generator Room Ventilation, Sidewall Exhaust and Supply



Available With EC Motor



Available For Quickship



CATALOG 4800

TCWPF

FIBERGLASS PANEL FAN, DIRECT DRIVE

- > 12 to 48 inches (305 mm to 1,220 mm) wheel diameters
- > Airflow to 41,900 CFM (71,200 m³/hour)
- > Static pressure to 1 inch w.g. (250 Pa)
- > **Typical Applications:** Corrosive Environments, General HVAC, Marine, Waste Water Treatment, High Moisture Environments, Swimming Pools



CATALOG 430

AXIAL FANS



OVERVIEW



Model TCTS
Vapor Dispersion

AXIAL FANS

Tubeaxial Fans are designed to handle a wide range of requirements, from general ventilation to process air supply. The mounting flexibility makes it an ideal choice for many industrial and commercial applications. Units are available as direct or belt driven, with steel or aluminum wheels that are fixed or adjustable blade pitch.



Model TCVX - Vertical Roof Mount
Exhaust

Vaneaxial Fans are designed for applications where large volumes of air are required at moderate to high pressures. Direct and belt driven models, with fixed and adjustable blade wheels, are available. The tubular design and high wheel efficiency provides maximum performance while using minimal space.

PROPELLER TYPES

Fixed Pitch Fabricated Steel and Cast Aluminum, Adjustable Pitch Cast Aluminum



Model TCVA
Hospital Exhaust

TYPICAL INDUSTRIES

Aerospace, Agriculture, Air Pollution Control, Automotive, Boilers, Brick, Car Wash, Chemical, Clean Rooms, Composting, Ethanol, Food & Beverage, Foundry, General Manufacturing, Glass, Green/LEED, HVAC, Industrial Processes, Institutional & Hospitality, Marine, Metal & Minerals, Microchip, Mining, Nuclear, OEM, Petrochemical, Pharmaceutical, Power Generation, Pulp & Paper, Recycling, Textile, Transportation, Water Treatment, Wind Tunnels

COMMON ACCESSORIES

Access Doors, Inlet/Outlet Screens and Guards, Inlet/Outlet Companion Flanges, Belt Guards, Motor Covers, Weather Covers, Inlet Bells, Inlet/Outlet Cones, Special Coatings and Disconnect Switches



Model TCVA
Paint Booth Exhaust

OPTIONAL CONSTRUCTION

Spark Resistant Construction (Type A, B, and C), High Temperature Construction, Reverse Flow Configuration, High Moisture Modification, Swingout and Clamshell Construction

CERTIFICATIONS

AMCA Sound/Air and FEG, UL 705 Listed for Electrical, UL Listed for Smoke Control Systems

TD

TUBEAXIAL FAN, DIRECT DRIVE

- > 14 to 48 inches (355 mm to 1,220 mm) wheel diameters
- > Airflow to 42,900 CFM (72,900 m³/hour)
- > Static pressure to 1.5 inches w.g. (370 Pa)
- > AMCA licensed for Sound, Air and Fan Efficiency Grade
- > UL 705 listed
- > **Typical Applications:** Data Center Exhaust, General HVAC, Parking Garage Ventilation



Available For Quickship



☰ CATALOG 4830

TB

TUBEAXIAL FAN, BELT DRIVEN

- > 14 to 60 inches (355 mm to 1,525 mm) wheel diameters
- > Airflow to 82,600 CFM (140,300 m³/hour)
- > Static pressure to 1.5 inches w.g. (370 Pa)
- > AMCA licensed for Sound, Air and Fan Efficiency Grade
- > UL 705 listed
- > **Typical Applications:** Data Center Exhaust, General HVAC, General Rooftop Exhaust, Parking Garage Ventilation



Available For Quickship



☰ CATALOG 4830

TBSH

TUBEAXIAL FAN, BELT DRIVEN
UL LISTED FOR SMOKE CONTROL SYSTEMS

- > 24 to 60 inches (610 mm to 1,525 mm) wheel diameters
- > Airflow to 82,600 CFM (140,300 m³/hour)
- > Static pressure to 1.25 inches w.g. (310 Pa)
- > AMCA licensed for Sound, Air and Fan Efficiency Grade
- > UL listed for Smoke Control Systems
- > **Typical Applications:** Elevator Shaft Exhaust/Pressurization, Emergency Smoke Exhaust, Stairwell Pressurization



Available For Quickship



☰ CATALOG 4830

ATAD

AXIPAL TUBEAXIAL FAN, DIRECT DRIVE

- > 13.65 to 48.78 inches (350 mm to 1,240 mm) wheel diameters
- > Airflow to 75,600 CFM (128,400 m³/hour)
- > Static pressure to 4.5 inches w.g. (1,120 Pa)
- > AMCA licensed for Sound, Air and Fan Efficiency Grade
- > **Typical Applications:** Air Pollution Control, Data Center Exhaust, General HVAC, General Rooftop Exhaust, Clean Room HEPA Filtration, Odor Control, Waste Water Treatment



☰ CATALOG AX210



CATALOG AX210

ATAB

AXIAL TUBEAXIAL FAN, BELT DRIVEN

- > 15.61 to 48.78 inches (400 mm to 1,240 mm) wheel diameters
- > Airflow to 65,100 CFM (110,600 m³/hour)
- > Static pressure to 2.5 inches w.g. (620 Pa)
- > AMCA licensed for Sound, Air and Fan Efficiency Grade
- > **Typical Applications:** Air Pollution Control, Data Center Exhaust, General HVAC, General Rooftop Exhaust, Clean Room HEPA Filtration, Odor Control, Waste Water Treatment



CATALOG AX250

TCTS

TUBEAXIAL FAN, STEEL WHEEL

- > 12 to 54 inches (305 mm to 1,375 mm) wheel diameters
- > Airflow to 80,000 CFM (135,900 m³/hour)
- > Static pressure to 4 inches w.g. (990 Pa)
- > UL 705 listing available
- > **Typical Applications:** Air Pollution Control, Heat Transfer Equipment Testing, Odor Control, Waste Water Treatment



CATALOG AX250

TCTSSH

TUBEAXIAL FAN, STEEL WHEEL
UL LISTED FOR SMOKE CONTROL SYSTEMS

- > 12 to 54 inches (305 mm to 1,375 mm) wheel diameters
- > Airflow to 80,000 CFM (135,900 m³/hour)
- > Static pressure to 4 inches w.g. (990 Pa)
- > UL listed for Smoke Control Systems
- > **Typical Applications:** Elevator Shaft Exhaust/Pressurization, Emergency Smoke Exhaust, Stairwell Pressurization



CATALOG AX200

TCTA


TUBEAXIAL FAN, CAST ALUMINUM WHEEL

- > 12 to 60 inches (305 mm to 1,525 mm) wheel diameters
- > Airflow to 96,000 CFM (163,100 m³/hour)
- > Static pressure to 5 inches w.g. (1,240 Pa)
- > UL 705 listing available
- > **Typical Applications:** Air Pollution Control, General HVAC, Clean Room HEPA Filtration, Odor Control, Parking Garage Ventilation, Waste Water Treatment

TCVA

VANEAXIAL FAN, CAST ALUMINUM WHEEL

- > 12 to 60 inches (305 mm to 1,525 mm) wheel diameters
- > Airflow to 103,000 CFM (175,000 m³/hour)
- > Static pressure to 7 inches w.g. (1,740 Pa)
- > AMCA licensed for Air and Fan Efficiency Grade
- > UL 705 listing available
- > **Typical Applications:** Air Pollution Control, Odor Control, Clean Room HEPA Filtration, Parking Garage Ventilation, Waste Water Treatment




CATALOG AX100

TCVX

VANEAXIAL FAN, ADJUSTABLE PITCH BLADES

- > 18 to 84 inches (460 mm to 2,135 mm) wheel diameters
- > Airflow to 233,000 CFM (395,900 m³/hour)
- > Static pressure to 10 inches w.g. (2,490 Pa)
- > AMCA licensed for Sound, Air and Fan Efficiency Grade
- > UL 705 listing available
- > **Typical Applications:** Air Pollution Control, Odor Control, Clean Room HEPA Filtration, Parking Garage Ventilation, Waste Water Treatment



CATALOG AX300

TCVSSH

VANEAXIAL FAN, STEEL WHEEL
UL LISTED FOR SMOKE CONTROL SYSTEMS

- > 12 to 54 inches (305 mm to 1,375 mm) wheel diameters
- > Airflow to 80,000 CFM (135,900 m³/hour)
- > Static pressure to 4 inches w.g. (990 Pa)
- > UL listed for Smoke Control Systems
- > **Typical Applications:** Elevator Shaft Exhaust/Pressurization, Emergency Smoke Exhaust, Stairwell Pressurization



CATALOG AX250

TCVS

VANEAXIAL FAN, STEEL WHEEL

- > 12 to 54 inches (305 mm to 1,375 mm) wheel diameters
- > Airflow to 80,000 CFM (135,900 m³/hour)
- > Static pressure to 4 inches w.g. (990 Pa)
- > UL 705 listing available
- > **Typical Applications:** Air Pollution Control, Heat Transfer Equipment Testing, Odor Control, Waste Water Treatment



CATALOG AX250



CATALOG AX351

FPAC

VANEAXIAL FAN, PNEUMATICALLY CONTROLLABLE PITCH-IN-MOTION

- > 32 to 79 inches (815 mm to 2,010 mm) wheel diameters
- > Airflow to 250,000 CFM (424,800 m³/hour)
- > Static pressure to 12 inches w.g. (2,980 Pa)
- > **Typical Applications:** Air Pollution Control, Clean Room HEPA Filtration, Parking Garage Ventilation



CATALOG AX351

FPDA

VANEAXIAL FAN, MANUALLY ADJUSTABLE PITCH-AT-REST

- > 32 to 79 inches (815 mm to 2,010 mm) wheel diameters
- > Airflow to 250,000 CFM (424,800 m³/hour)
- > Static pressure to 12 inches w.g. (2,980 Pa)
- > **Typical Applications:** Air Pollution Control, Clean Room HEPA Filtration, Parking Garage Ventilation



CATALOG AX220

TCBS

PAINT BOOTH EXHAUST TUBEAXIAL FAN, BELT DRIVEN

- > 12 to 42 inches (305 mm to 1,070 mm) wheel diameters
- > Airflow to 36,100 CFM (61,300 m³/hour)
- > Static pressure to 1.25 inches w.g. (310 Pa)
- > **Typical Applications:** Spray Booth Exhaust



FAN SELECTOR

TCDF / TCDFQ / TCDFX / TCDFZ


DUCT FAN, FIXED AND ADJUSTABLE PITCH BLADES

- > 12 to 72 inches (305 mm to 1,830 mm) wheel diameters
- > Airflow to 75,000 CFM (127,400 m³/hour)
- > Static pressure to 1.5 inches w.g. (370 Pa)
- > **Typical Applications:** Air Pollution Control, Data Center Exhaust, General HVAC, General Rooftop Exhaust, Heat Transfer Equipment Testing, Parking Garage Ventilation

TAMF

FIBERGLASS TYPE FG7 TUBEAXIAL FAN, BELT DRIVEN

- > 14 to 60 inches (355 mm to 1,525 mm) wheel diameters
- > Airflow to 51,900 CFM (88,200 m³/hour)
- > Static pressure to 1.5 inches w.g. (370 Pa)
- > **Typical Applications:** Chemical/Corrosive Environments, Exhaust Applications, Water Treatment, Air Pollution Control, Process Air, High Moisture Environments



 CATALOG 430

TAHF

FIBERGLASS TYPE TF TUBEAXIAL FAN, BELT DRIVEN

- > 12 to 60 inches (305 mm to 1,525 mm) wheel diameters
- > Airflow to 83,200 CFM (141,400 m³/hour)
- > Static pressure to 2.5 inches w.g. (620 Pa)
- > **Typical Applications:** Chemical/Corrosive Environments, Exhaust Applications, Water Treatment, Air Pollution Control, Process Air, High Moisture Environments




 CATALOG 430

VAHF

FIBERGLASS TYPE TF VANEAXIAL FAN, BELT DRIVEN

- > 12 to 60 inches (305 mm to 1,525 mm) wheel diameters
- > Airflow to 81,200 CFM (138,000 m³/hour)
- > Static pressure to 4 inches w.g. (1,000 Pa)
- > **Typical Applications:** Chemical/Corrosive Environments, Exhaust Applications, Water Treatment, Air Pollution Control, Process Air, High Moisture Environments



 CATALOG 430

Fan & Blower
Twin City

PROPELLER ROOF VENTILATORS



OVERVIEW



Model THB
Manufacturing Plant Exhaust



Model LUBMO
Warehouse Exhaust



Model LHB
Storage Facility



Model THD
Glass Manufacturing

PROPELLER ROOF VENTILATORS

Propeller Roof Ventilators provide cost effective, general purpose exhaust ventilation of commercial buildings as well as a large variety of industrial applications. Belt and direct drive models are available with cast aluminum, adjustable pitch or fabricated steel, fixed pitch propellers to meet specific application requirements.

PROPELLER TYPES

Fixed Pitch Fabricated Steel and Cast Aluminum, Adjustable Pitch Cast Aluminum

TYPICAL INDUSTRIES

Agriculture, Air Pollution Control, Automotive, Boilers, Brick, Car Wash, Commercial Plan & Spec, Composting, Ethanol, Food & Beverage, Foundry, General Manufacturing, Glass, Green/LEED, HVAC, Institutional & Hospitality, Metal & Minerals, Microchip, Mining, Nuclear, OEM, Petrochemical, Pharmaceutical, Power Generation, Pulp & Paper, Recycling, Textile, Transportation

COMMON ACCESSORIES

Access Doors, Backdraft Dampers, Roof Curbs, Inlet Guards, Birdscreens, Insect Screens, Two Groove Drive Minimum, Fusible Links, Belt Tubes, Motor Covers, Externally Mounted Conduit Boxes, Tall Base, Curb Hinges, Metal Nameplates, Automatic Belt Tensioners, Extended Lube Lines, Tie Downs, Insulated Hoods, Magnetic Damper Latches, AMCA Spark B Construction, Roof Curbs, Curb Extensions, Disconnect Switches, Single Point Wiring, Special Coatings

CERTIFICATIONS

UL 705 Listed for Electrical, UL Listed for Smoke Control Systems



LUD

LOW PROFILE UPBLAST PROPELLER ROOF VENTILATOR, DIRECT DRIVE

- > 14 to 48 inches (355 mm to 1,220 mm) wheel diameters
- > Airflow to 31,400 CFM (53,300 m³/hour)
- > Static pressure to 1 inch w.g. (250 Pa)
- > UL 705 listed
- > **Typical Applications:** Data Center Exhaust, General HVAC, General Rooftop Exhaust, Generator Room Ventilation, General Warehouse Ventilation



Available For Quickship



☰ CATALOG 4870

LUB

LOW PROFILE UPBLAST PROPELLER ROOF VENTILATOR, BELT DRIVEN

- > 21 to 60 inches (535 mm to 1,525 mm) wheel diameters
- > Airflow to 60,800 CFM (103,300 m³/hour)
- > Static pressure to 1 inch w.g. (250 Pa)
- > UL 705 listed
- > **Typical Applications:** Data Center Exhaust, General HVAC, General Rooftop Exhaust, Generator Room Ventilation, General Warehouse Ventilation



Available For Quickship



☰ CATALOG 4870

LUBMO

LOW PROFILE MOTOR OUT OF AIRSTREAM UPBLAST PROPELLER ROOF VENTILATOR, BELT DRIVEN

- > 21 to 60 inches (535 mm to 1,525 mm) wheel diameters
- > Airflow to 60,800 CFM (103,300 m³/hour)
- > Static pressure to 1 inch w.g. (250 Pa)
- > UL 705 listed
- > **Typical Applications:** Data Center Exhaust, General HVAC, General Rooftop Exhaust, Generator Room Ventilation, General Warehouse Ventilation



Available For Quickship



☰ CATALOG 4870

LUBSH

LOW PROFILE UPBLAST PROPELLER ROOF VENTILATOR, BELT DRIVEN
UL LISTED FOR SMOKE CONTROL SYSTEMS

- > 21 to 60 inches (535 mm to 1,525 mm) wheel diameters
- > Airflow to 60,800 CFM (103,300 m³/hour)
- > Static pressure to 1 inch w.g. (250 Pa)
- > UL listed for Smoke Control Systems
- > **Typical Applications:** Elevator Shaft Exhaust/Pressurization, Emergency Smoke Exhaust, Stairwell Pressurization/Exhaust, General Warehouse Ventilation



Available For Quickship



☰ CATALOG 4870



CATALOG 4850

Available For Quickship

UL US

AMCA LICENSED FOR SOUND, AIR AND FAN EFFICIENCY GRADE

TUD

UPBLAST TUBEAXIAL ROOF VENTILATOR, DIRECT DRIVE

- > 14 to 48 inches (355 mm to 1,220 mm) wheel diameters
- > Airflow to 39,100 CFM (66,400 m³/hour)
- > Static pressure to 1.5 inches w.g. (370 Pa)
- > AMCA licensed for Sound, Air and Fan Efficiency Grade
- > UL 705 listed
- > **Typical Applications:** Data Center Exhaust, General HVAC, General Rooftop Exhaust, Generator Room Ventilation, General Warehouse Ventilation



CATALOG 4850

Available For Quickship

UL US

AMCA LICENSED FOR SOUND, AIR AND FAN EFFICIENCY GRADE

TUB

UPBLAST TUBEAXIAL ROOF VENTILATOR, BELT DRIVEN

- > 14 to 60 inches (355 mm to 1,525 mm) wheel diameters
- > Airflow to 72,400 CFM (123,000 m³/hour)
- > Static pressure to 1.5 inches w.g. (370 Pa)
- > AMCA licensed for Sound, Air and Fan Efficiency Grade
- > UL 705 listed
- > **Typical Applications:** Data Center Exhaust, General HVAC, General Rooftop Exhaust, Generator Room Ventilation, General Warehouse Ventilation



CATALOG 4850

Available For Quickship

UL US

AMCA LICENSED FOR SOUND, AIR AND FAN EFFICIENCY GRADE

TUBSH

UPBLAST TUBEAXIAL ROOF VENTILATOR, BELT DRIVEN
UL LISTED FOR SMOKE CONTROL SYSTEMS

- > 24 to 60 inches (610 mm to 1,525 mm) wheel diameters
- > Airflow to 70,700 CFM (120,100 m³/hour)
- > Static pressure to 1.5 inches w.g. (370 Pa)
- > AMCA licensed for Sound, Air and Fan Efficiency Grade
- > UL listed for Smoke Control Systems
- > **Typical Applications:** Elevator Shaft Exhaust/Pressurization, Emergency Smoke Exhaust, Stairwell Pressurization/Exhaust, General Warehouse Ventilation



CATALOG 430

PRVF


FIBERGLASS TUBEAXIAL ROOF VENTILATOR

- > 14 to 60 inches (355 mm to 1,525 mm) wheel diameters
- > Airflow to 50,800 CFM (86,300 m³/hour)
- > Static pressure to 1.5 inches w.g. (370 Pa)
- > **Typical Applications:** Exhaust Applications, Water Treatment, Chemical/Corrosive Environments, Air Pollution Control, Process Air, High Moisture Environments

LHD

LOW PROFILE HOODED PRV, DIRECT DRIVE

- > 14 to 48 inches (355 mm to 1,220 mm) wheel diameters
- > Airflow to 32,200 CFM (54,700 m³/hour)
- > Static pressure to 1 inch w.g. (250 Pa)
- > UL 705 listed
- > **Typical Applications:** Data Center Exhaust, General HVAC, General Rooftop Exhaust, Generator Room Ventilation, General Warehouse Ventilation




CATALOG 4860

LHDF (FILTERED)

LOW PROFILE HOODED PRV, DIRECT DRIVE

- > 21 to 48 inches (535 mm to 1,220 mm) wheel diameters
- > Airflow to 30,400 CFM (51,600 m³/hour)
- > Static pressure to 1 inch w.g. (250 Pa)
- > UL 705 listed
- > **Typical Applications:** General HVAC, Generator Room Ventilation, General Rooftop Supply, General Warehouse Ventilation




CATALOG 4860

LHB

LOW PROFILE HOODED PRV, BELT DRIVEN

- > 21 to 60 inches (535 mm to 1,525 mm) wheel diameters
- > Airflow to 62,800 CFM (106,700 m³/hour)
- > Static pressure to 1 inch w.g. (250 Pa)
- > UL 705 listed
- > **Typical Applications:** Data Center Exhaust, General HVAC, General Rooftop Exhaust, Generator Room Ventilation, General Warehouse Ventilation




CATALOG 4860


LHBF (FILTERED)

LOW PROFILE HOODED PRV, BELT DRIVEN

- > 21 to 60 inches (535 mm to 1,525 mm) wheel diameters
- > Airflow to 57,600 CFM (97,900 m³/hour)
- > Static pressure to 1 inch w.g. (250 Pa)
- > UL 705 listed
- > **Typical Applications:** General HVAC, Generator Room Ventilation, General Rooftop Supply



CATALOG 4860




CATALOG 4850



THD

HOODED TUBEAXIAL ROOF VENTILATOR, DIRECT DRIVE

- > 14 to 48 inches (355 mm to 1,220 mm) wheel diameters
- > Airflow to 36,400 CFM (61,800 m³/hour)
- > Static pressure to 1.5 inches w.g. (370 Pa)
- > UL 705 listed
- > **Typical Applications:** Data Center Exhaust, General HVAC, General Rooftop Exhaust, Generator Room Ventilation, General Warehouse Ventilation



CATALOG 4850



THDF (FILTERED)

HOODED TUBEAXIAL ROOF VENTILATOR, DIRECT DRIVE

- > 21 to 48 inches (355 mm to 1,220 mm) wheel diameters
- > Airflow to 36,400 CFM (61,800 m³/hour)
- > Static pressure to 1.5 inches w.g. (370 Pa)
- > UL 705 listed
- > **Typical Applications:** General HVAC, Generator Room Ventilation, General Rooftop Supply, General Warehouse Ventilation



CATALOG 4850



THB

HOODED TUBEAXIAL ROOF VENTILATOR, BELT DRIVEN

- > 14 to 60 inches (355 mm to 1,525 mm) wheel diameters
- > Airflow to 63,800 CFM (108,400 m³/hour)
- > Static pressure to 1.5 inches w.g. (370 Pa)
- > UL 705 listed
- > **Typical Applications:** Data Center Exhaust, General HVAC, General Rooftop Exhaust, Generator Room Ventilation, General Warehouse Ventilation



CATALOG 4850



THBF (FILTERED)

HOODED TUBEAXIAL ROOF VENTILATOR, BELT DRIVEN

- > 21 to 60 inches (535 mm to 1,525 mm) wheel diameters
- > Airflow to 63,800 CFM (108,400 m³/hour)
- > Static pressure to 1.5 inches w.g. (370 Pa)
- > UL 705 listed
- > **Typical Applications:** General HVAC, Generator Room Ventilation, General Rooftop Supply, General Warehouse Ventilation

LPRV / LPRVQ / LPRVX

LOW PROFILE UPBLAST PRV (PROPELLER FAN)

- > 12 to 72 inches (305 mm to 1,830 mm) wheel diameters
- > Airflow to 75,000 CFM (127,400 m³/hour)
- > Static pressure to 1.5 inches w.g. (370 Pa)
- > **Typical Applications:** Data Center Exhaust, General HVAC, General Rooftop Exhaust, Generator Room Ventilation, General Warehouse Ventilation



 CATALOG AX010

HVWP / HVWPQ / HVWPX

LOW PROFILE HOODED PRV (PROPELLER FAN)

- > 12 to 72 inches (305 mm to 1,830 mm) wheel diameters
- > Airflow to 75,000 CFM (127,400 m³/hour)
- > Static pressure to 1.5 inches w.g. (370 Pa)
- > **Typical Applications:** General HVAC, Generator Room Ventilation, General Rooftop Supply, General Warehouse Ventilation



 CATALOG AX010

HFWP / HFWPQ / HFWPX (FILTERED)

HOODED PRV (PROPELLER FAN)

- > 12 to 72 inches (305 mm to 1,830 mm) wheel diameters
- > Airflow to 75,000 CFM (127,400 m³/hour)
- > Static pressure to 1 inch w.g. (250 Pa)
- > **Typical Applications:** Data Center Exhaust, General HVAC, General Rooftop Exhaust, Generator Room Ventilation, General Warehouse Ventilation



 CATALOG AX010

Fan & Blower
Twin City

RADIAL BLADED FANS



OVERVIEW



Model RBO
Recirculation Fan for Melting Plastic

RADIAL BLADED FANS

Radial Bladed Fans provide a solution for a wide range of industrial applications. The heavy gauge, all-welded construction has earned it the reputation of being the “workhorse” of the industry—a design proven by years of service handling dirty, abrasive, sticky or bulky particulate laden airstreams. With multiple sizes and materials available there is a fan available to meet the applications needs.

WHEEL TYPES

Fabricated Paddle Wheels, Wool Wheels with Backplate & Heavy Gusseted Bulk Material Handling Wheels, Fiberglass, Cast Aluminum Radial or Backward Curved

TYPICAL INDUSTRIES

Aerospace, Agriculture, Air Pollution Control, Asphalt, Automotive, Boilers, Brick, Cement, Chemical, Coal, Composting, Ethanol, Foundry, General Manufacturing, Glass, Industrial Processes, Metal & Minerals, Mining, Nuclear, OEM, Petrochemical, Pharmaceutical, Power Generation, Pulp & Paper, Recycling, Textile, Water Treatment

COMMON ACCESSORIES

Access Door, Belt Guards, Drain, Inlet/Outlet Companion Flange, Inlet/Outlet Damper, Inlet Filter, Inlet/Outlet Flange, Inlet/Outlet Screen, Inlet/Outlet Silencer, Shaft & Bearing Guard, Shaft Seal, Split Housing, Vibration Isolation, Special Coatings, Insulated Housings

OPTIONAL CONSTRUCTION

Abrasion Resistant Construction, High Temperature Construction, Nominally Leak-Tight Construction, Spark Resistant Construction (Type A, B, and C), Special Materials



Model TPB
Hospital Exhaust



Model RBO
Sawdust Mill




RBO

INDUSTRIAL RADIAL BLADE FAN, PADDLE WHEEL

- > 8.75 to 104.25 inches (225 mm to 2,650 mm) wheel diameters
- > Airflow to 141,800 CFM (240,900 m³/hour)
- > Static pressure to 32 inches w.g. (7,960 Pa)
- > AMCA licensed for Air and Fan Efficiency Grade
- > **Typical Applications:** Dust Collection, Pneumatic Conveying, Water Treatment, Explosion-Proof Processes, General HVAC, Air Pollution Control, Material Handling, High Temperature



Available For Quickship




CATALOG 902 & 911

RBR

INDUSTRIAL RADIAL BLADE FAN, PADDLE WHEEL

- > 45.13 to 85.25 inches (1,150 mm to 2,165 mm) wheel diameters
- > Airflow to 94,800 CFM (161,100 m³/hour)
- > Static pressure to 32 inches w.g. (7,960 Pa)
- > AMCA licensed for Air and Fan Efficiency Grade
- > **Typical Applications:** Dust Collection, Pneumatic Conveying, Water Treatment, Explosion-Proof Processes, General HVAC, Air Pollution Control, Material Handling, High Temperature




CATALOG 902 & 911

RBW

INDUSTRIAL RADIAL BLADE FAN, BACKPLATE WOOD WHEEL

- > 8.75 to 104.25 inches (225 mm to 2,650 mm) wheel diameters
- > Airflow to 141,800 CFM (240,900 m³/hour)
- > Static pressure to 32 inches w.g. (7,960 Pa)
- > AMCA licensed for Air and Fan Efficiency Grade
- > **Typical Applications:** Dust Collection, Pneumatic Conveying, Water Treatment, Explosion-Proof Processes, General HVAC, Air Pollution Control, Material Handling, High Temperature



CATALOG 902 & 911

RBP


INDUSTRIAL RADIAL BLADE FAN, PAPER HANDLING WHEEL

- > 19.13 to 45.13 inches (485 mm to 1,150 mm) wheel diameters
- > Airflow to 26,500 CFM (45,000 m³/hour)
- > Static pressure to 32 inches w.g. (7,960 Pa)
- > **Typical Applications:** Dust Collection, Pneumatic Conveying, Water Treatment, Explosion-Proof Processes, General HVAC, Air Pollution Control, Material Handling, High Temperature



CATALOG 902 & 911

RADIAL BLADED FANS



Available For Quickship




CATALOG 902 & 911

RBA

INDUSTRIAL RADIAL BLADE FAN, AIR HANDLING WHEEL

- > 8.75 to 104.25 inches (225 mm to 2,650 mm) wheel diameters
- > Airflow to 141,800 CFM (240,900 m³/hour)
- > Static pressure to 32 inches w.g. (7,960 Pa)
- > AMCA licensed for Air and Fan Efficiency Grade
- > **Typical Applications:** High Temperature, Pneumatic Conveying, Explosion-Proof Processes, Dust Collection, Water Treatment, Process Cooling, Drying Applications, General HVAC, Air Pollution Control




CATALOG 430

RBOF

FIBERGLASS RADIAL BLADE CENTRIFUGAL FAN

- > 10.63 to 57.5 inches (270 mm to 1,465 mm) wheel diameters
- > Airflow to 38,300 CFM (65,100 m³/hour)
- > Static pressure to 18 inches w.g. (4,480 Pa)
- > AMCA licensed for Air and Fan Efficiency Grade
- > **Typical Applications:** Chemical/Corrosive Environments, Marine, Water Treatment, Exhaust Applications, Explosion-Proof Processes, Air Pollution Control, Process Air, General HVAC, High Moisture Environments



Available For Quickship

CATALOG 800

JRW

COMPACT DESIGN INDUSTRIAL FAN

- > 8.75 to 15.63 inches (225 mm to 400 mm) wheel diameters
- > Airflow to 2,000 CFM (3,400 m³/hour)
- > Static pressure to 14 inches w.g. (3,480 Pa)
- > **Typical Applications:** Air Pollution Control, Pneumatic Conveying, Boiler Systems, Process Cooling, Exhaust, Water Treatment, Dust Collection, Drying Applications, Explosion-Proof Processes, General HVAC, Vacuum Systems, General Manufacturing



Available For Quickship

CATALOG 850

CIW


CAST IRON BLOWER

- > 6.75 to 14 inches (175 mm to 355 mm) wheel diameters
- > Airflow to 2,000 CFM (3,400 m³/hour)
- > Static pressure to 12 inches w.g. (2,980 Pa)
- > **Typical Applications:** Air Pollution Control, Pneumatic Conveying, Boiler Systems, Process Cooling, Water Treatment, Exhaust, Dust Collection, Drying Applications, Explosion-Proof Processes, General HVAC, Vacuum Systems, General Manufacturing, Combustion Air

TPD

CAST ALUMINUM PRESSURE BLOWER, DIRECT DRIVE

- > 7 to 18 inches (180 mm to 460 mm) wheel diameters
- > Airflow to 2,800 CFM (4,800 m³/hour)
- > Static pressure to 20 inches w.g. (4,970 Pa)
- > **Typical Applications:** Air Pollution Control, Dust Collection, General HVAC, Explosion-Proof Processes, Process Cooling, Exhaust, Drying Applications, Material Handling, Pneumatic Conveying, Vacuum Systems, Waste Water Treatment, Combustion Air, Moisture Blow-Off




Available For
Quickship

 CATALOG 820

TPB

CAST ALUMINUM PRESSURE BLOWER, BELT DRIVEN

- > 8 to 18 inches (205 mm to 460 mm) wheel diameters
- > Airflow to 2,400 CFM (4,100 m³/hour)
- > Static pressure to 22 inches w.g. (5,470 Pa)
- > **Typical Applications:** Air Pollution Control, Dust Collection, General HVAC, Explosion-Proof Processes, Process Cooling, Exhaust, Drying Applications, Material Handling, Pneumatic Conveying, Vacuum Systems, Waste Water Treatment, Combustion Air, Moisture Blow-Off



Available For
Quickship

 CATALOG 820

Fan & Blower
Twin City

RADIAL TIP & HIGH EFFICIENCY FANS



OVERVIEW



Model HIB
Process Exhaust Fan

RADIAL TIP & HIGH EFFICIENCY FANS

Radial Tip & High Efficiency Fans offer great efficiencies for a wide range of applications requiring high airflow and moderate pressures. The non-overloading design can handle high temperatures, corrosive airstreams and light particulate where the radial tip designs are better suited for dirty, particulate laden air. With high airflows the radial tip fan is much more efficient than the comparable Radial Blade Fan.



Model HAF
Pneumatic Dust Collection

WHEEL TYPES

High Efficiency Non-Overloading Backward Curved & Airfoil, Self-Cleaning Radial Tip

TYPICAL INDUSTRIES

Asphalt, Boiler, Brick, Cement, Chemical, Coal, Ethanol, Foundry, Glass, Industrial Processes, Metal & Minerals, Mining, Nuclear, Petrochemical, Power Generation, Pulp & Paper, Water Treatment

COMMON ACCESSORIES

Access Door, Belt Guards, Evasé, Drain, Inlet/Outlet Companion Flange, Inlet/Outlet Screen, Piezometer Ring Airflow Measurement System, Shaft & Bearing Guards, Shaft Seal, Split Housing, Inlet Box, Inlet/Outlet Dampers, Bases, Special Coatings, Insulated Housings

OPTIONAL CONSTRUCTION

Special Width & Diameter Wheels, High Temperature, Nominally Leak-Tight Construction, Spark Resistant Construction (Type A, B, and C)




Model HIB
DeNOx Process



HAF

HIGH EFFICIENCY INDUSTRIAL AIRFOIL FAN

- > 25 to 90.75 inches (635 mm to 2,305 mm) wheel diameters
- > Airflow to 170,000 CFM (288,800 m³/hour)
- > Static pressure to 50 inches w.g. (12,430 Pa)
- > **Typical Applications:** Drying Applications, Process Cooling, Exhaust, Dust Collection, Explosion-Proof Processes, Forced Draft, Induced Draft, Process Ventilation, Water Treatment, Pollution Control




 CATALOG 1150

HIB

HIGH EFFICIENCY INDUSTRIAL BACKWARD CURVED FAN

- > 20.5 to 90.75 inches (520 mm to 2,305 mm) wheel diameters
- > Airflow to 177,500 CFM (301,600 m³/hour)
- > Static pressure to 36 inches w.g. (8,950 Pa)
- > **Typical Applications:** Drying Applications, Process Cooling, Exhaust, Dust Collection, Explosion-Proof Processes, Forced Draft, Induced Draft, Process Ventilation, Water Treatment, Pollution Control




 CATALOG 1100

RTF

RADIAL TIP FAN

- > 20.5 to 90.75 inches (520 mm to 2,305 mm) wheel diameters
- > Airflow to 223,800 CFM (380,200 m³/hour)
- > Static pressure to 36 inches w.g. (8,950 Pa)
- > AMCA licensed for Air and Fan Efficiency Grade
- > **Typical Applications:** Exhaust Applications, Dust Collection, Explosion-Proof Processes, Induced Draft, Material Handling, Air Pollution Control, Process Ventilation, Pollution Control, Vacuum Systems, General Manufacturing




 CATALOG 950

HRT

RADIAL TIP FAN, HIGH SPECIFIC SPEED

- > 27 to 80.75 inches (685 mm to 2,055 mm) wheel diameters
- > Airflow to 254,700 CFM (432,700 m³/hour)
- > Static pressure to 32 inches w.g. (7,960 Pa)
- > **Typical Applications:** Exhaust Applications, Dust Collection, Explosion-Proof Processes, Induced Draft, Material Handling, Air Pollution Control, Process Ventilation, Pollution Control, Vacuum Systems, General Manufacturing



 CATALOG 980

PRESSURE BLOWERS



OVERVIEW



Model TBR
NOx Exhaust



Model MBO
Flue Gas Recirculation



Model TPB
Hospital Ventilation



Model TBR
Process Fan

PRESSURE BLOWERS

Pressure Blowers are ideal for applications requiring high pressures at relatively low volumes of air. Pressure blower performance will remain stable through the operating range and can be turned down to zero flow via a discharge damper. Twin City Fan offers a wide range of fan types and sizes to meet clean or particulate laden airstream applications.

WHEEL TYPES

Backward Curved, Backward Inclined & Radial Fabricated Wheels in Open or Shrouded Designs, Fiberglass, Cast Aluminum Radial or Backward Curved

TYPICAL INDUSTRIES

Air Pollution Control, Asphalt, Boilers, Brick, Cement, Chemical, Coal, Composting, Ethanol, Food & Beverage, Foundry, General Manufacturing, Glass, Industrial Processes, Metal & Minerals, Microchip, Mining, Nuclear, Petrochemical, Pharmaceutical, Power Generation, Pulp & Paper, Recycling, Textile, Transportation, Water Treatment

COMMON ACCESSORIES

Access Door, Belt Guards, Drain, Evasé, Inlet Bell, Inlet Box, Inlet/Outlet Companion Flange, Inlet/Outlet Damper, Inlet Filter, Inlet/Outlet Flange, Inlet/Outlet Screen, Inlet/Outlet Silencer, Outlet Blast Gate, Shaft & Bearing Guard, Shaft Seal, Split Housing, Vibration Isolation, Special Coatings, Insulated Housings

OPTIONAL CONSTRUCTION

High Temperature Construction, Nominally Leak-Tight Construction, Spark Resistant Construction (Type A, B, and C), Special Materials



TBNA

TURBO PRESSURE BLOWER, ALUMINUM WHEEL

- > 14.5 to 38 inches (370 mm to 965 mm) wheel diameters
- > Airflow to 20,000 CFM (34,000 m³/hour)
- > Static pressure to 128 inches w.g. (31,820 Pa)
- > **Typical Applications:** Air Pollution Control, Process Cooling, Dust Collection, Explosion-Proof Processes, Drying Applications, Vacuum Systems, Process Applications, General Manufacturing, Exhaust, Waste Water Treatment, Combustion Air



 CATALOG 1250

TBNS

TURBO PRESSURE BLOWER, STEEL WHEEL

- > 14.5 to 38 inches (370 mm to 965 mm) wheel diameters
- > Airflow to 20,000 CFM (34,000 m³/hour)
- > Static pressure to 128 inches w.g. (31,820 Pa)
- > **Typical Applications:** Air Pollution Control, Process Cooling, Dust Collection, Explosion-Proof Processes, Drying Applications, Material Handling, Pneumatic Conveying, Process Applications, Waste Water Treatment, Vacuum Systems, Combustion Air, Exhaust, General Manufacturing



 CATALOG 1250

TBA

TURBO PRESSURE BLOWER, AIR HANDLING WHEEL

- > 11.19 to 32.06 inches (285 mm to 815 mm) wheel diameters
- > Airflow to 28,700 CFM (48,800 m³/hour)
- > Static pressure to 70 inches w.g. (17,400 Pa)
- > **Typical Applications:** Air Pollution Control, Process Cooling, Dust Collection, Explosion-Proof Processes, Drying Applications, Vacuum Systems, Process Applications, General Manufacturing, Exhaust, Waste Water Treatment, Combustion Air




 CATALOG 1200

TBR

TURBO PRESSURE BLOWER, RADIAL BLADED WHEEL

- > 10.75 to 35.19 inches (275 mm to 895 mm) wheel diameters
- > Airflow to 10,100 CFM (17,200 m³/hour)
- > Static pressure to 104 inches w.g. (25,860 Pa)
- > **Typical Applications:** Air Pollution Control, Process Cooling, Dust Collection, Explosion-Proof Processes, Drying Applications, Vacuum Systems, Process Applications, General Manufacturing, Exhaust, Waste Water Treatment, Combustion Air




 CATALOG 1200


BCN

BACKWARD CURVED HIGH PRESSURE FAN

- > 27 to 73 inches (685 mm to 1,855 mm) wheel diameters
- > Airflow to 75,000 CFM (127,400 m³/hour)
- > Static pressure to 100 inches w.g. (24,860 Pa)
- > **Typical Applications:** Air Pollution Control, Boiler Systems, Exhaust, Process Cooling, Dust Collection, Forced Draft, Explosion-Proof Processes, Water Treatment, General HVAC, Process Applications, General Manufacturing, Combustion Air, Drying



 CATALOG 1450





FAN SELECTOR

PBW

PRESSURE BLOWER, BACKPLATE RADIAL

- > 19 to 26 inches (485 mm to 660 mm) wheel diameters
- > Airflow to 7,700 CFM (13,100 m³/hour)
- > Static pressure to 59.3 inches w.g. (14,700 Pa)
- > **Typical Applications:** Textile Fiber Stripping and Recycling, Air Pollution Control, Process Cooling, Dust Collection, Explosion-Proof Processes, Drying Applications, Material Handling, Pneumatic Conveying, Process Applications, Waste Water Treatment, Vacuum Systems, Combustion Air, Exhaust, General Manufacturing



CATALOG 1400

MBO

HEAVY DUTY PRESSURE BLOWER, OPEN RADIAL

- > 19.63 to 58.94 inches (500 mm to 1,500 mm) wheel diameters
- > Airflow to 18,000 CFM (30,600 m³/hour)
- > Static pressure to 170 inches w.g. (42,270 Pa)
- > **Typical Applications:** Air Pollution Control, Dust Collection, Exhaust, Process Cooling, Explosion-Proof Processes, General HVAC, Drying Applications, Vacuum Systems, Material Handling, Pneumatic Conveying, Waste Water Treatment, Process Applications, Combustion Air





CATALOG 1400

MBR

HEAVY DUTY PRESSURE BLOWER, HIGH PRESSURE AIR HANDLING

- > 19.63 to 58.94 inches (500 mm to 1,500 mm) wheel diameters
- > Airflow to 18,000 CFM (30,600 m³/hour)
- > Static pressure to 180 inches w.g. (44,750 Pa)
- > **Typical Applications:** Air Pollution Control, Dust Collection, Exhaust, Process Cooling, Explosion-Proof Processes, General HVAC, Drying Applications, Vacuum Systems, Material Handling, Pneumatic Conveying, Waste Water Treatment, Process Applications, Combustion Air



CATALOG 1400

MBW

HEAVY DUTY PRESSURE BLOWER, BACKPLATE RADIAL

- > 19.63 to 58.94 inches (500 mm to 1,500 mm) wheel diameters
- > Airflow to 20,000 CFM (34,000 m³/hour)
- > Static pressure to 160 inches w.g. (39,780 Pa)
- > **Typical Applications:** Air Pollution Control, Dust Collection, Exhaust, Process Cooling, Explosion-Proof Processes, Drying, General HVAC, Vacuum Systems, Material Handling, Pneumatic Conveying, Waste Water Treatment, Process Applications, Combustion Air



CATALOG 430

HPF


FIBERGLASS HIGH PRESSURE BLOWER, RADIAL BLADE

- > 18 to 28 inches (460 mm to 715 mm) wheel diameters
- > Airflow to 4,700 CFM (8,000 m³/hour)
- > Static pressure to 36 inches w.g. (8,950 Pa)
- > **Typical Applications:** Water Treatment, Explosion-Proof Processes, Chemical/Corrosive Environments, Air Pollution Control, Process Air, Exhaust, High Moisture Environments, General HVAC, Combustion Air, Marine

HRO

HIGH PRESSURE RADIAL PRESSURE BLOWER, OPEN WHEEL

- > 19.75 to 61.25 inches (505 mm to 1,555 mm) wheel diameters
- > Airflow to 8,500 CFM (14,400 m³/hour)
- > Static pressure to 103 inches w.g. (25,610 Pa)
- > **Typical Applications:** Air Pollution Control, Dust Collection, Process Cooling, Explosion-Proof Processes, Drying Applications, Exhaust, Vacuum Systems, Material Handling, Pneumatic Conveying, Waste Water Treatment, Process Applications, Combustion Air, General HVAC




CATALOG 1300

HRS

HIGH PRESSURE RADIAL PRESSURE BLOWER, SHROUDED WHEEL

- > 19.75 to 61.25 inches (505 mm to 1,555 mm) wheel diameters
- > Airflow to 10,000 CFM (17,000 m³/hour)
- > Static pressure to 120 inches w.g. (29,840 Pa)
- > **Typical Applications:** Air Pollution Control, Dust Collection, Process Cooling, Explosion-Proof Processes, Drying Applications, Vacuum Systems, Material Handling, Exhaust, Pneumatic Conveying, Waste Water Treatment, Process Applications, Combustion Air, General HVAC




CATALOG 1300

TPD

CAST ALUMINUM PRESSURE BLOWER, DIRECT DRIVE

- > 7 to 18 inches (180 mm to 460 mm) wheel diameters
- > Airflow to 2,800 CFM (4,800 m³/hour)
- > Static pressure to 20 inches w.g. (4,970 Pa)
- > **Typical Applications:** Air Pollution Control, Dust Collection, General HVAC, Explosion-Proof Processes, Process Cooling, Exhaust, Drying Applications, Material Handling, Pneumatic Conveying, Vacuum Systems, Waste Water Treatment, Combustion Air, Moisture Blow-Off




Available For Quickship

CATALOG 820

TPB

CAST ALUMINUM PRESSURE BLOWER, BELT DRIVEN

- > 8 to 18 inches (205 mm to 460 mm) wheel diameters
- > Airflow to 2,400 CFM (4,100 m³/hour)
- > Static pressure to 22 inches w.g. (5,470 Pa)
- > **Typical Applications:** Air Pollution Control, Dust Collection, General HVAC, Explosion-Proof Processes, Process Cooling, Exhaust, Drying Applications, Material Handling, Pneumatic Conveying, Vacuum Systems, Waste Water Treatment, Combustion Air, Moisture Blow-Off




Available For Quickship

CATALOG 820

CIW

CAST IRON BLOWER

- > 6.75 to 14 inches (175 mm to 355 mm) wheel diameters
- > Airflow to 2,000 CFM (3,400 m³/hour)
- > Static pressure to 12 inches w.g. (2,980 Pa)
- > **Typical Applications:** Air Pollution Control, Pneumatic Conveying, Boiler Systems, Process Cooling, Water Treatment, Dust Collection, Drying Applications, Explosion-Proof Processes, General HVAC, Exhaust, Vacuum Systems, General Manufacturing, Combustion Air



Available For Quickship

CATALOG 850

LABORATORY & FUME EXHAUST FANS



OVERVIEW



Model BCIFE
Generator Exhaust



Model TVIFE
Lab Exhaust



Model TVIFE
Lab Exhaust



Model TFE
Lab Exhaust

LABORATORY & FUME EXHAUST FANS

Laboratories and research facilities exhaust a wide variety of harmful fumes. In concentrated forms, these fumes can be hazardous to human life. Contaminated air must be exhausted in a way that prevents it from returning back into the building, and surrounding locations where people may be present. To effectively exhaust these fumes, which in many cases are corrosive and/or explosive in nature, fans are connected to one or more fume hoods to draw the contaminated air through. For proper ventilation, exhaust fans must be capable of moving air at high velocities to achieve a high plume height, as well as entraining clean ambient air to dilute the chemical concentration in the airstream. Twin City Fan offers a complete line of laboratory & fume exhaust fans for meeting the most stringent industry standards. Our laboratory exhaust fans are often constructed of specialty materials to withstand the fumes associated with these environments.

APPLICATIONS

Odor Control, Chemical Processing, Fume Hood Exhaust, Energy Recovery Systems, Industrial Processes, Diesel Generators

WHEEL TYPES

Flat-Bladed Backward Inclined and Airfoil Centrifugal, Mixed Flow

COMMON ACCESSORIES

Mixing Plenum Box, Bypass Dampers, Isolation Dampers, 2-Position Spring Return Actuator, OSHA Belt Guards, Shaft & Bearing Guards, Vortex Breakers, Inlet Screens, Special Coatings, Roof Curbs, Piezometer Flow Measurement Rings, and Disconnect Switches.

OPTIONAL CONSTRUCTION

Spark Resistant Construction (Type B and C), High Temperature

CERTIFICATIONS

AMCA Sound/Air, UL 705 Listed for Electrical

TVIFE

INDUCED FLOW MIXED FLOW EXHAUST FAN, DIRECT DRIVE

- > 12.25 to 66 inches (315 mm to 1,680 mm) wheel diameters
- > Airflow to 71,000 CFM (120,600 m³/hour)
- > Static pressure to 8 inches w.g. (1,990 Pa)
- > AMCA licensed for Induced Flow Sound and Air
- > UL 705 listing available



CATALOG 1090

QIFE

INDUCED FLOW MIXED FLOW EXHAUST FAN, BELT DRIVEN

- > 12.25 to 66 inches (315 mm to 1,680 mm) wheel diameters
- > Airflow to 71,000 CFM (120,600 m³/hour)
- > Static pressure to 8 inches w.g. (1,990 Pa)
- > AMCA licensed for Induced Flow Sound and Air
- > UL 705 listing available



CATALOG 1080

BAIFE

INDUCED FLOW CENTRIFUGAL EXHAUST FAN, AIRFOIL BLADE

- > 12.25 to 66 inches (315 mm to 1,680 mm) wheel diameters
- > Airflow to 135,000 CFM (229,400 m³/hour)
- > Static pressure to 16 inches w.g. (3,980 Pa)
- > AMCA licensed for Induced Flow Sound and Air
- > UL 705 listing available



CATALOG 390

BCIFE

INDUCED FLOW CENTRIFUGAL EXHAUST FAN, BACKWARD INCLINED,

- > 12.25 to 66 inches (315 mm to 1,680 mm) wheel diameters
- > Airflow to 132,000 CFM (224,300 m³/hour)
- > Static pressure to 15 inches w.g. (3,730 Pa)
- > UL 705 listing available



CATALOG 390



QFE

FUME HOOD MIXED FLOW EXHAUST FAN, BELT DRIVEN

- > 18.25 to 44.5 inches (465 mm to 1,130 mm) wheel diameters
- > Airflow to 36,000 CFM (61,200 m³/hour)
- > Static pressure to 7 inches w.g. (1,740 Pa)
- > UL 705 listing available

 CATALOG 1500



TFE

FUME HOOD INLINE EXHAUST FAN, BELT DRIVEN

- > 12.25 to 36.5 inches (315 mm to 930 mm) wheel diameters
- > Airflow to 37,300 CFM (63,400 m³/hour)
- > Static pressure to 7 inches w.g. (1,740 Pa)
- > UL 705 listing available

 CATALOG 1500



Fan & Blower
Twin City


ENERGY RECOVERY SYSTEMS

LAB EXHAUST APPLICATIONS

Twin City Fan's energy recovery systems combine high efficiency fume exhaust fans with the latest in energy recovery technology. Utilizing an energy recovery system can greatly reduce your energy consumption and carbon footprint while simultaneously increasing your bottom line. Our energy recovery plenums are available in endless configurations to match your specific needs.

OPTIONAL ACCESSORIES

- > Heat exchanger bypass mode
- > Custom coatings
- > Special materials of construction
- > Fiberglass wall insulation



FIBERGLASS FANS



OVERVIEW



Model BCSF
Scrubber Fan



Model BCSF
Odor Control, Waste Management



Model BCSF
Odor Control, Waste Water Treatment



Model BCSF
Paper Mill

FIBERGLASS FANS

Fiberglass Fans are specifically designed for the exhaust of moisture-laden, corrosive, or chemically contaminated air. All fans feature molded fiberglass housings that are virtually impossible to dent, crack, or break. FRP offers a more economical solution compared to stainless steel or other exotic alloys. Multiple wheel types and materials are available to meet any corrosive process requirements while maintaining quiet operation and high efficiency.

WHEEL/PROPELLER TYPES

Single Thickness Backward Inclined, Airfoil, Open Radial, Axial, Propeller

TYPICAL INDUSTRIES

Agriculture, Air Pollution Control, Automotive, Car Wash, Cement, Chemical, Coal, Composting, Ethanol, Fertilizer, Food & Beverage, Foundry, General Manufacturing, Glass, HVAC, Industrial Processes, Institutional & Hospitality, Marine, Metal & Minerals, Mining, OEM, Petrochemical, Pharmaceutical, Power Generation, Pulp & Paper, Steel Processing, Textile, Water Treatment

COMMON ACCESSORIES

OSHA Belt Guards, Shaft and Bearing Guards, Inlet and Outlet Guards, Weather Covers, Shaft Seals, Access Doors, Inspection Doors, Cleanout Doors, Housing Drains, Flanged Inlets and Outlets, Dampers and Shutters, Unitary Bases

OPTIONAL CONSTRUCTION

Static Grounding, ASTM D4167 Construction, Stainless Steel Fan Shaft, Synthetic Surface Veil, Fire Retardant Resin, Vinyl Ester



BCSF

BACKWARD CURVED HIGH PRESSURE COMPOSITE FANS, SWSI

- > 16.5 to 60 inches (420 mm to 1,525 mm) wheel diameters
- > Airflow to 147,000 CFM (249,800 m³/hour)
- > Static pressure to 26 inches w.g. (6,460 Pa)
- > AMCA licensed for Sound, Air and Fan Efficiency Grade
- > **Typical Applications:** Chemical/Corrosive Environments, Marine, Water Treatment, Air Pollution Control, Exhaust Applications, Process Air, Explosion-Proof Processes, General HVAC, High Moisture Environments




 CATALOG 410

BAFF

FIBERGLASS SW AIRFOIL FAN, BIA WHEEL

- > 12.4 to 39.4 inches (315 mm to 1,000 mm) wheel diameters
- > Airflow to 31,100 CFM (52,800 m³/hour)
- > Static pressure to 13 inches w.g. (3,230 Pa)
- > **Typical Applications:** Chemical/Corrosive Environments, Marine, Water Treatment, Exhaust Applications, Explosion-Proof Processes, Air Pollution Control, Process Air, High Moisture Environments, General HVAC




 CATALOG 430

RBOF

FIBERGLASS RADIAL BLADE CENTRIFUGAL FAN

- > 10.63 to 57.5 inches (270 mm to 1,465 mm) wheel diameters
- > Airflow to 38,300 CFM (65,100 m³/hour)
- > Static pressure to 18 inches w.g. (4,480 Pa)
- > AMCA licensed for Air and Fan Efficiency Grade
- > **Typical Applications:** Chemical/Corrosive Environments, Marine, Water Treatment, Exhaust Applications, Process Air, Explosion-Proof Processes, Air Pollution Control, General HVAC, High Moisture Environment




 CATALOG 430 & 431


HPF

FIBERGLASS HIGH PRESSURE BLOWER, RADIAL BLADE

- > 18 to 28 inches (460 mm to 715 mm) wheel diameters
- > Airflow to 4,700 CFM (8,000 m³/hour)
- > Static pressure to 36 inches w.g. (8,950 Pa)
- > **Typical Applications:** Exhaust Applications, Water Treatment, Explosion-Proof Processes, Chemical/Corrosive Environments, Air Pollution Control, Process Air, High Moisture Environments, General HVAC, Marine



 CATALOG 430



ILCF

FIBERGLASS INLINE CENTRIFUGAL FAN

- > 12.4 to 39.4 inches (315 mm to 1,000 mm) wheel diameters
- > Airflow to 35,900 CFM (61,000 m³/hour)
- > Static pressure to 7 inches w.g. (1,740 Pa)
- > **Typical Applications:** Exhaust Applications, Water Treatment, Marine, Chemical/Corrosive Environments, Air Pollution Control, Process Air, High Moisture Environments

 CATALOG 430




PRVF

FIBERGLASS TUBEAXIAL ROOF VENTILATOR

- > 14 to 60 inches (355 mm to 1,525 mm) wheel diameters
- > Airflow to 50,800 CFM (86,300 m³/hour)
- > Static pressure to 1.5 inches w.g. (370 Pa)
- > **Typical Applications:** Exhaust Applications, Water Treatment, Marine, Chemical/Corrosive Environments, Air Pollution Control, Process Air, High Moisture Environments

 CATALOG 430



TAMF

FIBERGLASS TYPE FG7 TUBEAXIAL FAN, BELT DRIVEN

- > 14 to 60 inches (355 mm to 1,525 mm) wheel diameters
- > Airflow to 51,900 CFM (88,200 m³/hour)
- > Static pressure to 1.5 inches w.g. (370 Pa)
- > **Typical Applications:** Exhaust Applications, Water Treatment, Marine, Chemical/Corrosive Environments, Air Pollution Control, Process Air, High Moisture Environments

 CATALOG 430



TAHF

FIBERGLASS TYPE TF TUBEAXIAL FAN, BELT DRIVEN


- > 12 to 60 inches (305 mm to 1,525 mm) wheel diameters
- > Airflow to 83,200 CFM (141,400 m³/hour)
- > Static pressure to 2.5 inches w.g. (620 Pa)
- > **Typical Applications:** Exhaust Applications, Water Treatment, Marine, Chemical/Corrosive Environments, Air Pollution Control, Process Air, High Moisture Environments

 CATALOG 430

VAHF

FIBERGLASS TYPE TF VANEAXIAL FAN, BELT DRIVEN

- > 12 to 60 inches (305 mm to 1,525 mm) wheel diameters
- > Airflow to 81,200 CFM (138,000 m³/hour)
- > Static pressure to 4 inches w.g. (1,000 Pa)
- > **Typical Applications:** Exhaust Applications, Water Treatment, Marine, Chemical/Corrosive Environments, Air Pollution Control, Process Air, High Moisture Environments




 CATALOG 430

TCWPF

FIBERGLASS PANEL FAN, DIRECT DRIVE

- > 12 to 48 inches (305 mm to 1,220 mm) wheel diameters
- > Airflow to 41,900 CFM (71,200 m³/hour)
- > Static pressure to 1 inch w.g. (250 Pa)
- > **Typical Applications:** Corrosive Environments, General HVAC, Marine, Waste Water Treatment, High Moisture Environments, Swimming Pools



 CATALOG 430

FA

FIBERGLASS DOWNBLAST CENTRIFUGAL ROOF VENTILATOR
DIRECT DRIVE

- > 7 to 18.5 inches (180 mm to 470 mm) wheel diameters
- > Airflow to 3,125 CFM (5,300 m³/hour)
- > Static pressure to 1 inch w.g. (250 Pa)
- > **Typical Applications:** Chemical/Corrosive Environments, High Moisture Environments, Marine, General HVAC, Swimming Pools, Waste Water Treatment



 CATALOG 3000

FAB

FIBERGLASS DOWNBLAST CENTRIFUGAL ROOF VENTILATOR
BELT DRIVEN

- > 12.5 to 40 inches (320 mm to 1,020 mm) wheel diameters
- > Airflow to 19,500 CFM (33,100 m³/hour)
- > Static pressure to 1.75 inches w.g. (440 Pa)
- > **Typical Applications:** Chemical/Corrosive Environments, High Moisture Environments, Marine, General HVAC, Swimming Pools, Waste Water Treatment



 CATALOG 3000



 CATALOG 3000

WA

FIBERGLASS UPBLAST CENTRIFUGAL ROOF VENTILATOR,
DIRECT DRIVE

- > 7 to 18.5 inches (180 mm to 470 mm) wheel diameters
- > Airflow to 3,030 CFM (5,100 m³/hour)
- > Static pressure to 1 inch w.g. (250 Pa)
- > **Typical Applications:** Chemical/Corrosive Environments, High Moisture Environments, General HVAC, Exhaust Applications, Marine, Swimming Pools, Waste Water Treatment



 CATALOG 3000

WAB

FIBERGLASS UPBLAST CENTRIFUGAL ROOF VENTILATOR,
BELT DRIVEN

- > 14.5 to 40 inches (370 mm to 1,020 mm) wheel diameters
- > Airflow to 21,500 CFM (36,500 m³/hour)
- > Static pressure to 2 inch w.g. (500 Pa)
- > **Typical Applications:** Chemical/Corrosive Environments, High Moisture Environments, General HVAC, Exhaust Applications, Marine, Swimming Pools, Waste Water Treatment



 CATALOG 3000

HA

FIBERGLASS CENTRIFUGAL WALL VENTILATOR, DIRECT DRIVE

- > 7 to 18.5 inches (180 mm to 470 mm) wheel diameters
- > Airflow to 2,625 CFM (4,500 m³/hour)
- > Static pressure to 1 inch w.g. (250 Pa)
- > **Typical Applications:** Chemical/Corrosive Environments, High Moisture Environments, General HVAC, Exhaust Applications, Marine, Swimming Pools, Waste Water Treatment



 CATALOG 3000

HAB

FIBERGLASS CENTRIFUGAL WALL VENTILATOR, BELT DRIVEN

- > 12.5 to 30.5 inches (320 mm to 770 mm) wheel diameters
- > Airflow to 9,820 CFM (16,700 m³/hour)
- > Static pressure to 1 inch w.g. (250 Pa)
- > **Typical Applications:** Chemical/Corrosive Environments, High Moisture Environments, General HVAC, Exhaust Applications, Marine, Swimming Pools, Waste Water Treatment

SA

FIBERGLASS CENTRIFUGAL WALL VENTILATOR, DIRECT DRIVE

- > 7 to 14.5 inches (180 mm to 370 mm) wheel diameters
- > Airflow to 2,230 CFM (3,800 m³/hour)
- > Static pressure to 1 inch w.g. (250 Pa)
- > **Typical Applications:** Chemical/Corrosive Environments, High Moisture Environments, General HVAC, Exhaust Applications, Marine, Swimming Pools, Waste Water Treatment



 CATALOG 3000

FR

FIBERGLASS ROUND GRAVITY RELIEF & INTAKE VENTILATOR

- > 14 to 45.5 inches (355 mm to 1,155 mm) square throat sizes
- > Airflow to 12,850 CFM (21,800 m³/hour)
- > Static pressure to 0.25 inches w.g. (60 Pa)
- > **Typical Applications:** Gravity Relief



 CATALOG 3000

MA

FIBERGLASS SQUARE GRAVITY RELIEF & INTAKE VENTILATOR

- > 6 to 60 inches (155 mm to 1,525 mm) square throat sizes
- > Airflow to 40,000 CFM (68,000 m³/hour)
- > Static pressure to 1 inch w.g. (250 Pa)
- > **Typical Applications:** Gravity Relief



 CATALOG 3000

FIBERGLASS ROOF CURBS

PREFABRICATED ROOF CURBS

- > 12" high prefabricated roof curb
- > 3½" cant, corner gussets
- > Treated 1½" x 3½" treated wood nailer
- > Damper tray
- > **Options:** 2" thick fiberglass insulation



 CATALOG 4910

KITCHEN & RESTAURANT EXHAUST FANS



OVERVIEW



Model DCRUR
Grease Hood Exhaust

KITCHEN & RESTAURANT EXHAUST FANS

Kitchens and restaurants require specialized equipment for exhausting grease contaminated air. Ovens, stoves, grills and dishwashers produce moist, hot, smoky, and grease-laden air that must be removed from the kitchen and discharged away from building surfaces. Twin City Fan offers a full line of UL 762 listed kitchen exhaust fans and grease collection systems that are designed for kitchen and restaurant use.

WHEEL TYPES

Backward Inclined Centrifugal, Mixed Flow

COMMON ACCESSORIES

Grease Box and Drain Connections, Belt Guards, Motor Covers, Inlet/Outlet Screens and Guards, Inlet/Outlet Companion Flanges, Insulated Jackets, Vented Roof Curbs, Special Coatings, Disconnect Switches

CERTIFICATIONS

AMCA Sound/Air and FEG, UL 705 Listed for Electrical, UL 762 Listed for the Exhaust of Grease Laden Air, OSHPD Seismic Preapproval per OSP-0395-10, Miami-Dade County Hurricane Rating Per NOA No. 12-0914.12



Model BCRUR
Kitchen Exhaust

APPLICATIONS

Kitchen Exhaust, Dishwasher Exhaust



Model BCRUR
Kitchen Exhaust



DCRUR

CENTRIFUGAL KITCHEN ROOF EXHAUSTER, UPBLAST, DIRECT DRIVE
UL 762 LISTED FOR THE EXHAUST OF GREASE LADEN AIR

- > 8.38 to 18.25 inches (215 mm to 465 mm) wheel diameters
- > Airflow to 3,865 CFM (6,600 m³/hour)
- > Static pressure to 1.5 inches w.g. (370 Pa)
- > AMCA licensed for Sound, Air and Fan Efficiency Grade
- > UL 762 listed for Grease Laden Air



Available With
EC Motor



Available For
Quickship



CATALOG 4105

BCRUR

CENTRIFUGAL KITCHEN ROOF EXHAUSTER, UPBLAST, BELT DRIVEN
UL 762 LISTED FOR THE EXHAUST OF GREASE LADEN AIR

- > 12.25 to 39.37 inches (315 mm to 1,000 mm) wheel diameters
- > Airflow to 17,400 CFM (29,600 m³/hour)
- > Static pressure to 3.25 inches w.g. (810 Pa)
- > AMCA licensed for Sound, Air and Fan Efficiency Grade
- > UL 762 listed for Grease Laden Air



Available For
Quickship



CATALOG 4105

DCRWR

CENTRIFUGAL KITCHEN WALL EXHAUSTER, DIRECT DRIVE
UL 762 LISTED FOR THE EXHAUST OF GREASE LADEN AIR

- > 8.38 to 18.25 inches (215 mm to 465 mm) wheel diameters
- > Airflow to 3,865 CFM (6,600 m³/hour)
- > Static pressure to 1.5 inches w.g. (370 Pa)
- > AMCA licensed for Sound, Air and Fan Efficiency Grade
- > UL 762 listed for Grease Laden Air



Available For
Quickship



CATALOG 4105

BCRWR

CENTRIFUGAL KITCHEN WALL EXHAUSTER, BELT DRIVEN
UL 762 LISTED FOR THE EXHAUST OF GREASE LADEN AIR


- > 12.25 to 31.5 inches (315 mm to 800 mm) wheel diameters
- > Airflow to 11,600 CFM (19,700 m³/hour)
- > Static pressure to 3.25 inches w.g. (810 Pa)
- > AMCA licensed for Sound, Air and Fan Efficiency Grade
- > UL 762 listed for Grease Laden Air



Available For
Quickship



CATALOG 4105



Available For
Quickship




CATALOG 600

BCVU2

FLAT-BLADED BACKWARD INCLINED UTILITY SETS
UL 762 LISTED FOR THE EXHAUST OF GREASE LADEN AIR

- > 12.25 to 36.5 inches (315 mm to 930 mm) wheel diameters
- > Airflow to 29,100 CFM (49,400 m³/hour)
- > Static pressure to 8 inches w.g. (1,990 Pa)
- > AMCA licensed for Sound, Air and Fan Efficiency Grade
- > UL 762 listed for Grease Laden Air



Available For
Quickship



CATALOG 551

BCJU2

FLAT-BLADED BACKWARD INCLINED JUNIOR UTILITY SETS
UL 762 LISTED FOR THE EXHAUST OF GREASE LADEN AIR

- > 9 to 10.5 inches (230 mm to 270 mm) wheel diameters
- > Airflow to 1,900 CFM (3,200 m³/hour)
- > Static pressure to 5 inches w.g. (1,240 Pa)
- > AMCA licensed for Sound, Air and Fan Efficiency Grade
- > UL 762 listed for Grease Laden Air



CATALOG 1070

QCLBR

LOW PRESSURE RESTAURANT MIXED FLOW FAN
UL 762 LISTED FOR THE EXHAUST OF GREASE LADEN AIR

- > 12.25 to 73 inches (315 mm to 1,855 mm) wheel diameters
- > Airflow to 105,000 CFM (178,400 m³/hour)
- > Static pressure to 4.5 inches w.g. (1,120 Pa)
- > AMCA licensed for Sound, Air and Fan Efficiency Grade
- > UL 762 listed for Grease Laden Air



CATALOG 1060

QSLR

RESTAURANT MIXED FLOW FAN
UL 762 LISTED FOR THE EXHAUST OF GREASE LADEN AIR

- > 18.25 to 89 inches (465 mm to 2,260 mm) wheel diameters
- > Airflow to 160,000 CFM (271,800 m³/hour)
- > Static pressure to 8 inches w.g. (1,990 Pa)
- > AMCA licensed for Sound, Air and Fan Efficiency Grade
- > UL 762 listed for Grease Laden Air

TCLBR

TUBULAR CENTRIFUGAL RESTAURANT INLINE FAN, BELT DRIVEN
UL 762 LISTED FOR THE EXHAUST OF GREASE LADEN AIR

- > 10.5 to 49 inches (270 mm to 1,245 mm) wheel diameters
- > Airflow to 41,700 CFM (70,800 m³/hour)
- > Static pressure to 4 inches w.g. (990 Pa)
- > AMCA licensed for Sound, Air and Fan Efficiency Grade
- > UL 762 listed for Grease Laden Air



Available For
Quickship



CATALOG 4215

BHRE

HINGED RESTAURANT EXHAUST FAN, BELT DRIVEN
UL 762 LISTED FOR THE EXHAUST OF GREASE LADEN AIR

- > 10.5 to 24.5 inches (270 mm to 625 mm) wheel diameters
- > Airflow to 9,000 CFM (15,300 m³/hour)
- > Static pressure to 5 inches w.g. (1,240 Pa)
- > AMCA licensed for Sound, Air and Fan Efficiency Grade
- > UL 705 and 762 listing available
- > **Typical Applications:** Kitchen Exhaust, Dishwasher Exhaust



CATALOG 610

SELF FLASHING VENTED ROOF CURBS

FOR HIGH TEMPERATURE APPLICATIONS

- > Completely assembled unit, easier to install and less expensive than a field constructed curb
- > Constructed of 18-gauge galvanized steel with continuous welded seams with wide base flashing for weathertight seal to roof
- > Meets NFPA-96 code requirements
- > Top ledge covered with 3/16" polystyrene gasket
- > Furnished with ventilation slots



CATALOG 4910

Fan & Blower
Twin City

SMOKE & HEAT EXHAUST FANS



OVERVIEW



Model TUBSH
Smoke Control - University



Model BCRUSH
Smoke Control - Retail



Model TCVSSH
Elevator Shaft Exhaust



Model QLSH
Smoke Control - Amphitheater

SMOKE & HEAT EXHAUST FANS

Emergency smoke exhaust systems are designed to remove smoke and heat from buildings in the event of a fire. These systems play a crucial role in increasing occupant safety and allowing rescue personnel to safely enter burning buildings. Twin City Fan offers a full line of smoke and heat fans capable of withstanding a minimum temperature of 500°F for four hours or 1,000°F for 15 minutes. Our inline smoke and heat fans are also available in a vertical roof mount or horizontal discharge configuration featuring a discharge cap with butterfly dampers and a fusible link designed to stay open in the event of a fire.

WHEEL/PROPELLER TYPES

Backward Inclined Centrifugal, Mixed Flow, Axial

COMMON ACCESSORIES

Belt Tube, Copper Extended Lube Lines, Access Doors, Belt Guards, Motor Covers, Inlet/Outlet Screens and Guards, Inlet/Outlet Companion Flanges, Insulated Jackets, Vented Roof Curbs, Special Coatings, and Disconnect Switches

CERTIFICATIONS

AMCA Sound/Air and FEG, UL 705 Listed for Electrical, UL Listed for Smoke Control Systems, OSHPD Seismic Preapproval per OSP-0195-10 and OSP-0271-10

APPLICATIONS

General Emergency Smoke Exhaust, Elevator Shaft Exhaust/Pressurization, Stairwell Pressurization



BCRUSH

SMOKE & HEAT REMOVAL CENTRIFUGAL FAN, BELT DRIVEN
UL LISTED FOR SMOKE CONTROL SYSTEMS

- > 12.25 to 49.21 inches (315 mm to 1,250 mm) wheel diameters
- > Airflow to 29,100 CFM (49,400 m³/hour)
- > Static pressure to 3.25 inches w.g. (810 Pa)
- > AMCA licensed for Sound, Air and Fan Efficiency Grade
- > UL listed for Smoke Control Systems



Available For
Quickship




CATALOG 4105


BCVSH

FLAT-BLADED BACKWARD INCLINED UTILITY SETS
UL LISTED FOR SMOKE CONTROL SYSTEMS

- > 12.25 to 36.5 inches (315 mm to 930 mm) wheel diameters
- > Airflow to 29,100 CFM (49,400 m³/hour)
- > Static pressure to 8 inches w.g. (1,990 Pa)
- > AMCA licensed for Sound, Air and Fan Efficiency Grade
- > UL listed for Smoke Control Systems



Available For
Quickship



CATALOG 600

QCLBSH

LOW PRESSURE SMOKE & HEAT MIXED FLOW FAN
UL LISTED FOR SMOKE CONTROL SYSTEMS

- > 12.25 to 73 inches (315 mm to 1,855 mm) wheel diameters
- > Airflow to 105,000 CFM (178,400 m³/hour)
- > Static pressure to 4.5 inches w.g. (1,120 Pa)
- > AMCA licensed for Sound, Air and Fan Efficiency Grade
- > UL listed for Smoke Control Systems



CATALOG 1070


QSLSH

SMOKE & HEAT MIXED FLOW FAN
UL LISTED FOR SMOKE CONTROL SYSTEMS

- > 18.25 to 89 inches (465 mm to 2,260 mm) wheel diameters
- > Airflow to 160,000 CFM (271,800 m³/hour)
- > Static pressure to 8 inches w.g. (1,990 Pa)
- > AMCA licensed for Sound, Air and Fan Efficiency Grade
- > UL listed for Smoke Control Systems



CATALOG 1060




Available For
Quickship



 CATALOG 4870

LUBSH

SMOKE & HEAT LOW PROFILE PROPELLER ROOF VENTILATOR
UL LISTED FOR SMOKE CONTROL SYSTEMS

- > 21 to 60 inches (535 mm to 1,525 mm) wheel diameters
- > Airflow to 60,800 CFM (103,300 m³/hour)
- > Static pressure to 1 inch w.g. (250 Pa)
- > UL listed for Smoke Control Systems




Available For
Quickship



 CATALOG 4850

TUBSH

SMOKE & HEAT REMOVAL ROOF VENTILATOR, BELT DRIVEN
UL LISTED FOR SMOKE CONTROL SYSTEMS

- > 24 to 60 inches (610 mm to 1,525 mm) wheel diameters
- > Airflow to 70,700 CFM (120,100 m³/hour)
- > Static pressure to 1.5 inches w.g. (370 Pa)
- > AMCA licensed for Sound, Air and Fan Efficiency Grade
- > UL listed for Smoke Control Systems




Available For
Quickship



 CATALOG 4830

TBSH

SMOKE & HEAT REMOVAL TUBEAXIAL FAN, BELT DRIVEN
UL LISTED FOR SMOKE CONTROL SYSTEMS

- > 24 to 60 inches (610 mm to 1,525 mm) wheel diameters
- > Airflow to 82,600 CFM (140,300 m³/hour)
- > Static pressure to 1.25 inches w.g. (310 Pa)
- > AMCA licensed for Sound, Air and Fan Efficiency Grade
- > UL listed for Smoke Control Systems



 CATALOG AX250

TCVSSH

SMOKE & HEAT VANEAXIAL FAN, STEEL WHEEL
UL LISTED FOR SMOKE CONTROL SYSTEMS

- > 12 to 54 inches (305 mm to 1,375 mm) wheel diameters
- > Airflow to 80,000 CFM (135,900 m³/hour)
- > Static pressure to 4 inches w.g. (990 Pa)
- > UL listed for Smoke Control Systems

TCTSSH

SMOKE & HEAT TUBEAXIAL FAN, STEEL WHEEL
UL LISTED FOR SMOKE CONTROL SYSTEMS

- > 12 to 54 inches (305 mm to 1,375 mm) wheel diameters
- > Airflow to 80,000 CFM (135,900 m³/hour)
- > Static pressure to 4 inches w.g. (990 Pa)
- > UL listed for Smoke Control Systems



CATALOG AX250

SELF FLASHING VENTED ROOF CURBS

FOR HIGH TEMPERATURE APPLICATIONS

- > Completely assembled unit, easier to install and less expensive than a field constructed curb
- > Constructed of 18-gauge galvanized steel with continuous welded seams with wide base flashing for weathertight seal to roof
- > Meets NFPA-96 code requirements
- > Top ledge covered with $\frac{3}{16}$ " polystyrene gasket
- > Furnished with ventilation slots



CATALOG 4910


Fan & Blower
Twin City

FC & BI DWDI VENTCO BLOWERS

Twin City Fan & Blower's Ventco product line consists of a variety of light commercial centrifugal fans specifically for use by OEMs (Original Equipment Manufacturers) in the HVAC industry. Designed primarily to handle clean air and economically provide large air volumes in a compact design, these fans are ideal for commercial and light industrial applications within air handling units, air make-up units, direct fired air heaters, fresh air ventilation, and other cooling and ventilating applications. All fans can be driven from both sides and mounted in any of four standard discharge configurations.



OVERVIEW




TFC

FORWARD CURVED, DOUBLE WIDTH, DOUBLE INLET

- > 7 to 36.5 inches (180 mm to 930 mm) wheel diameters
- > Airflow to 80,000 CFM (135,900 m³/hour)
- > Static pressure to 6.5 inches w.g. (1,620 Pa)

CATALOG 5100




TFC-2

FORWARD CURVED, DOUBLE FAN, DOUBLE WIDTH, DOUBLE INLET

- > 7 to 36.5 inches (180 mm to 930 mm) wheel diameters
- > Airflow to 160,000 CFM (271,800 m³/hour)
- > Static pressure to 6.5 inches w.g. (1,620 Pa)

CATALOG 5100




VFC

FORWARD CURVED, DOUBLE WIDTH, DOUBLE INLET

- > 8 to 39.5 inches (205 mm to 1,005 mm) wheel diameters
- > Airflow to 65,000 CFM (110,400 m³/hour)
- > Static pressure to 7 inches w.g. (1,740 Pa)
- > AMCA licensed for Sound, Air and Fan Efficiency Grade

CATALOG 5200



VFC-2

FORWARD CURVED, DOUBLE FAN, DOUBLE WIDTH, DOUBLE INLET


- > 8 to 39.5 inches (205 mm to 1,005 mm) wheel diameters
- > Airflow to 130,000 CFM (220,800 m³/hour)
- > Static pressure to 7 inches w.g. (1,740 Pa)

CATALOG 5200

VBC

BACKWARD INCLINED, DOUBLE WIDTH, DOUBLE INLET

- > 8 to 39.8 inches (205 mm to 1,015 mm) wheel diameters
- > Airflow to 80,000 CFM (135,900 m³/hour)
- > Static pressure to 14 inches w.g. (3,480 Pa)
- > AMCA licensed Sound, Air & Fan Efficiency Grade




 CATALOG 5300

VBC-2

BACKWARD INCLINED DOUBLE FAN, DOUBLE WIDTH, DOUBLE INLET

- > 8 to 39.8 inches (205 mm to 1,015 mm) wheel diameters
- > Airflow to 160,000 CFM (271,800 m³/hour)
- > Static pressure to 14 inches w.g. (3,480 Pa)



 CATALOG 5300

VAF

AIRFOIL, DOUBLE WIDTH, DOUBLE INLET

- > 11.4 to 39.8 inches (290 mm to 1,015 mm) wheel diameters
- > Airflow to 55,000 CFM (93,400 m³/hour)
- > Static pressure to 14 inches w.g. (3,480 Pa)




 CATALOG 5400

VAF-2

AIRFOIL, DOUBLE FAN, DOUBLE WIDTH, DOUBLE INLET

- > 11.4 to 39.8 inches (290 mm to 1,015 mm) wheel diameters
- > Airflow to 110,000 CFM (186,800 m³/hour)
- > Static pressure to 14 inches w.g. (3,480 Pa)



 CATALOG 5400

Fan & Blower
Twin City

Pages 8-11
CENTRIFUGAL FANS



BC-SW



BC-DW



BAE-SW



BAE-DW



BCS



BAF-SW




BAF-DW



BAFF



BCSF



TCBI


Pages 12-15
UTILITY SETS



BCV / BCVU2
BCVU5 / BCVSH



FCV



BAV



BCJ / BCJU2
BCJU5



FCJ



DDF

Pages 16-19
INLINE & MIXED FLOW FANS



DSI / BSI



TCLB / TCLBR



TSL



QCLB / QCLBR
QCLBSH



QSL / QSLR
QSLSH




ILCF


Pages 20-23
PLENUM FANS



EPF / EPFN



EPQ / EPQN



EPLFN / EPLQN



MPLFN / MPLFS
MLFQN / MLFQS



MPQN / MPQS

Pages 24-25
PLUG FANS



BEPL



BCPL



BFPL

Page 32
CENTRIFUGAL FILTERED SUPPLY FANS



BCRFS



LPSF

Page 33
CEILING & CABINET VENTILATORS



T / TL



DBS / DBT

Pages 26-31

CENTRIFUGAL ROOF & WALL EXHAUSTERS



DCRU / BCRU



DCRUR / BCRUR




DCRW / BCRW
DCRWR / BCRWR



BCRUSH




BHRE



BCRD / DCRD



BCRD-E



DCLP / BCLP



DCLH / BCLH

Pages 34

GRAVITY VENTILATORS



GRV



MGR / MGI



LUG



TEL / TIL



FR / MA

Pages 36-37

PROPELLER WALL FANS



WPD / WPB



TCWP / TCWPQ
TCWPZ / TCWPX



TCPE



TCWPF

Pages 35

MANGCOOLERS



TCSM / TCSPQ



TCPM / TCSPQ

Pages 38-43

VANEAXIAL FANS



TCVA



TCVX



TCVS / TCSSH



FPAC / FPDA



VAHF

Pages 38-43

TUBEAXIAL FANS



TD / TB
TBSH



TCTA



TCTS / TCTSSH



ATAD / ATAB



TCBS



TCDF / TCDFQ
TCDFZ / TCDFX



TAHF




TAMF


Pages 44-49
PROPELLER ROOF VENTILATORS



LUD / LUB



LUBMO / LUBSH




TUB / TUD / TUBSH



LPRV / LPRVQ / LPRVX




PRVF



LHD / LHDF



LHB / LHBF



THD / THDF



THB / THBF




HWWP / HVWPQ / HVWPX
HFWP / HFWPQ / HFWPX

Pages 50-53
RADIAL BLADED FANS



RBO / RBR / RBW
RBA / RBP



JRW



CIW



TPD / TPB



RBOF

Pages 54-55
RADIAL TIP & HIGH EFFICIENCY FANS




RTF



HRT



HIB



HAF

Pages 56-59
PRESSURE BLOWERS



TBNA / TBNS



TBA / TBR



MBO / MBR / MBW



HRO / HRS



BCN



PBW



TPD / TPB



CIW



HPF

Pages 60-63
LABORATORY & FUME HOOD EXHAUST FANS



TVIFE



QIFE



BAIFE / BCIFE



QFE / TFE

Pages 64-69
FIBERGLASS FANS




Pages 70-73
KITCHEN & RESTAURANT EXHAUST FANS



Pages 74-77
SMOKE & HEAT EXHAUST FANS



Pages 78-79
FC & BI DWDI VENTCO BLOWERS



INDUSTRIAL & COMMERCIAL FANS

Centrifugal Fans | Utility Sets | Plenum & Plug Fans | Inline Centrifugal Fans
Mixed Flow Fans | Tubeaxial & Vaneaxial Fans | Propeller Wall Fans | Propeller Roof Ventilators
Centrifugal Roof & Wall Exhausters | Ceiling Ventilators | Gravity Ventilators | Duct Blowers
Radial Bladed Fans | Radial Tip Fans | High Efficiency Industrial Fans | Pressure Blowers
Laboratory Exhaust Fans | Filtered Supply Fans | Mancoolers | Fiberglass Fans | Custom Fans



Fan & Blower
Twin City

TWIN CITY FAN & BLOWER | WWW.TCF.COM

5959 Trenton Lane N | Minneapolis, MN 55442 | Phone: 763-551-7600 | Fax: 763-551-7601

Distributed by



P | +64 9 481 9999

P | +64 9 483 4355

Filtration at its Finest

www.filtercorp.biz